

**ELECTRICAL SERVICES DRAWINGS**

**PROPOSED RESIDENTIAL DEVELOPMENT**

**FOR**
























**PRINCESS ADENUBI OLATERU**

**- OLAGBEGI**

**AT CROWN ESTATE, SANGOTEDO, ALONG LEKKI - EPE  
EXPRESSWAY, IBEJU - LEKKI  
LOCAL GOVERNMENT AREA, LAGOS STATE.**

**APRIL, 2021.**

# ELECTRICAL LEGEND

	2 X 36w LED TUBE FLUORESCENT LIGHT T8		CIRCUIT SPLICE JUNCTION BOX WITH COVERPLATE FOR EXTRACTOR FAN AND SPLIT AIRCONDITIONING UNITS
	18w TUBE FITTING C/W SHAVER POWER OUTLET GEAR OVER MIRROR AND PULL CHORD SWITCH.		13A SHAVING SOCKET OUTLET
	4x23w DECORATIVE CEILING MOUNTED CHANDELIER LIGHTING FITTING FOR LIVING ROOM. SUSPENSION HOOK TO BE FITTED ONTO REINFORCEMENT BAR PRIOR TO CASTING OF SLABS.		20A DP S/S/O AT 1200mm AFFL FOR WATER HEATER E.G. LEGRAND/APPROVED EQUAL.
	1x100w DECORATIVE PENDANT LIGHT FITTING WITH CHAIN SUSPENSION FOR DINING ROOM TO BE HOOKED AS ABOVE.		COOKER CONTROL UNIT E.G. LEGRAND/APPROVED EQUAL.
	1x9w LED IN WALL BRACKET FITTING FOR THE LIVING AND DINING ROOM AT 2250mm FFL.		ELECTRICAL DISTRIBUTION BOARD WITH MIXED MCB'S. (MEM OR FED ELECTRIC) AT 1800mm FFL. E.G. LEGRAND/APPROVED EQUAL.
	30w LED CEILING MOUNTED LIGHTING FITTING		TELEVISION / SATELITE OUTLET POINT
	10w LED DOWN LIGHT FITTING.		VOICE / DATA OUTLET POINT AT 450mm AFFL E.G. LEGRAND/APPROVED EQUAL.
	1x100w WALL / CEILING MOUNTED WEATHER PROOF BULKHEAD LIGHTING FITTING		10A 1-GANG 1-WAY SWITCH AT 1200mm AFFL E.G. LEGRAND/APPROVED EQUAL.
	1x100w WALL MOUNTED WEATHER PROOF EXTERNAL LIGHTING FITTING		10A 2-GANG 1-WAY SWITCH AT 1200mm AFFL E.G. LEGRAND/APPROVED EQUAL.
	20w LED DOWN LIGHT FITTING.		10A 2-GANG 2-WAY SWITCH AT 1200mm AFFL E.G. LEGRAND/APPROVED EQUAL.
	1x26w COMPACT FLUORESCENT SPOT, CEILING MOUNTED		10A 3-GANG 2-WAY SWITCH AT 1200mm AFFL E.G. LEGRAND/APPROVED EQUAL.
	1x18w LED TUBE FLUORESCENT LIGHT FITTING		10A 1-INTERMEDIATE SWITCH AT 1200mm AFFL E.G. LEGRAND/APPROVED EQUAL.
	5-SPEED AIR SWEEP CEILING FAN C/W REGULATOR		20A DP PILOT LAMP SWITCH C/W NEON ROCKER FOR WATER HEATER AT 1200mm AFFL E.G. LEGRAND/APPROVED EQUAL.
	13A TWIN SWITCHED POWER SOCKET OUTLET, AT 450mm AFFL. E.G. LEGRAND/APPROVED EQUAL.		20A DP PILOT LAMP SWITCH C/W NEON ROCKER FOR A/C SPLIT UNITS AT 1200mm AFFL. E.G. LEGRAND/APPROVED EQUAL.
	13A TWIN SWITCHED POWER SOCKET OUTLET, AT 1250mm AFFL E.G. LEGRAND/APPROVED EQUAL.		FIRE ALARM BELL.
	13A SINGLE SWITCHED POWER SOCKET OUTLET, AT 450mm AFFL E.G. LEGRAND/APPROVED EQUAL.		SMOKE DETECTOR .
	13A SINGLE SWITCHED POWER SOCKET OUTLET, AT 1250mm AFFL E.G. LEGRAND/APPROVED EQUAL.		HEAT DETECTOR .
	CEILING SPEAKER (3-6) WATT WITH MATCHING TRANSFORMER		FIRE ALARM BREAK GLASS .
	VOLUME CONTROL		FIRE ALARM CONTROL PANEL. 6 ZONES
	SOUND SYSTEM MAIN RACK		OUTDOOR CCTV FIXED CAMERA
	CLOSED CIRCUIT TV MONITOR		DSTV DECODER

## GENERAL NOTES

1. WORK TO FINISHED DIMENSIONS ONLY.
2. ALL DIMENSIONS ARE IN MILLIMETER UNLESS OTHERWISE STATED.
3. THE CONTRACTOR IS TO CHECK ALL DRAWINGS BEFORE STARTING WORK.
4. ALL WORKING SHALL BE DONE ON THE DRAWING ARE TO BE NOTED TO THE CONSULTANT IMMEDIATELY, OTHERWISE, THE CONTRACTOR WILL BE RESPONSIBLE FOR ANY MISTAKES.
5. THIS DRAWING IS TO BE READ WITH REFERENCED DRAWINGS AND SPECIFICATIONS. ERONKER IS NOT LIABLE FOR ANY FAULT ON BUILDING NOT SUPERSED BY HIM

## DRAWING TITLE

## ELECTRICAL LEGEND

### ENGINEERS

**OLACUBE ENGINEERING SERVICES LTD.**  
DESIGN/ INSTALLATION/PROJECT MANAGEMENT  
16 Akanbi Crescent Abule Oja Yaba.  
E-mail: [info.olacubconcept@gmail.com](mailto:info.olacubconcept@gmail.com)

### client:

**PRINCESS ADENUBI OLATERU - OLAGBEGI**  
project:  
**PROPOSED RESIDENTIAL DEVELOPMENT**  
AT CROWN ESTATE, SANGOTEDO, ALONG LEKKI - EPE EXPRESSWAY,  
IBELU - LEKKI  
LOCAL GOVERNMENT AREA, LAGOS STATE.

### ARCHITECT

c/o 3 AGNES STR OFF BIRREL AVE  
SABO YABA LAGOS  
t: 080-278-523-94,  
081-391-964-20  
occdreconsulting@gmail.com  
w: www.occdreplus.com



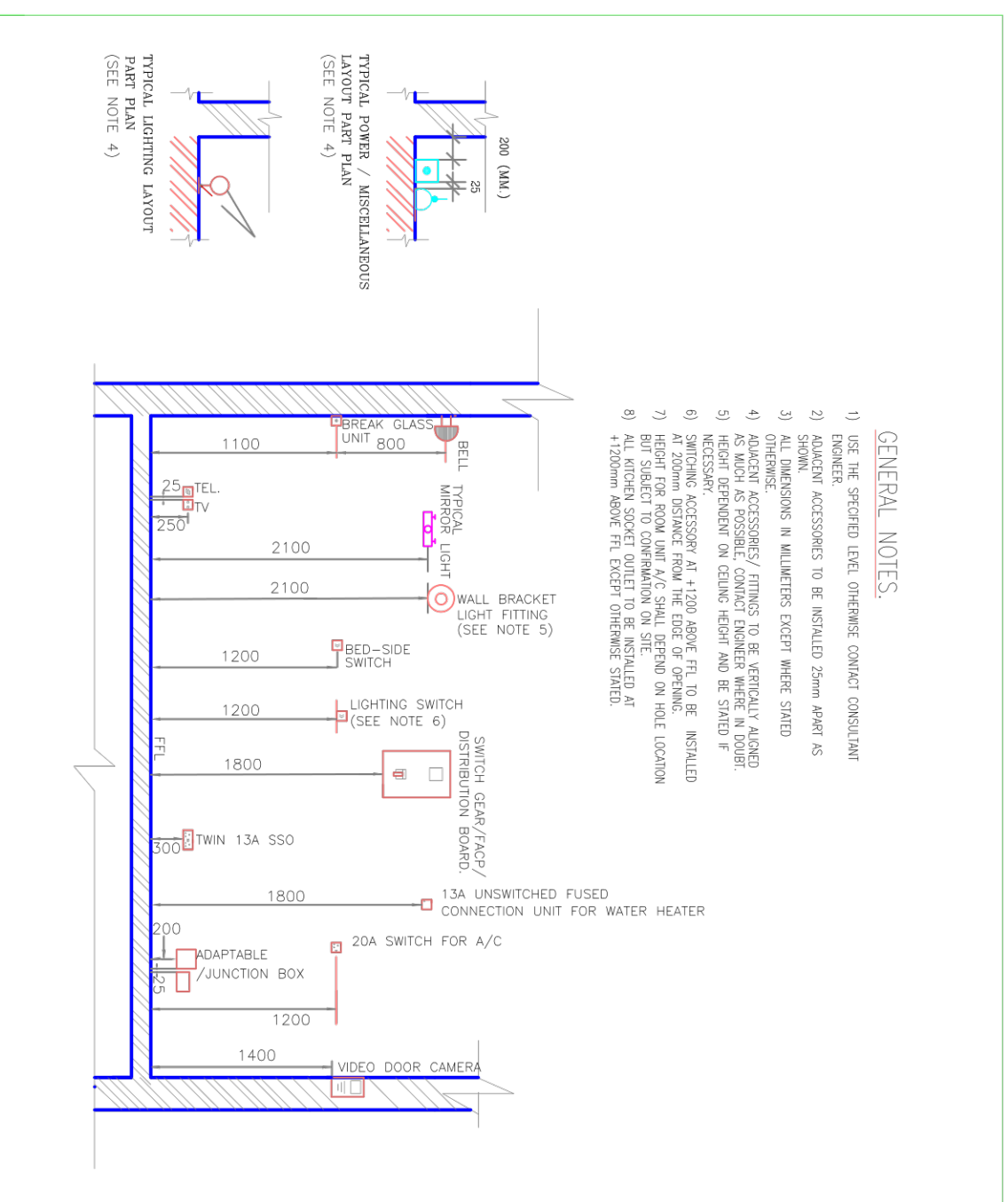
date:	APRIL, 2021	checked:	CA
scale:	MIS	revision:	01
drawing number:	E 000		

## GENERAL NOTES

- 1) LIGHTING CIRCUIT SHALL BE WIRED USING 3X1.5mmsq. SC PVC CABLE AND BE PROTECTED IN CIRCUIT WITH 10A MCB EXCEPT WHERE STATED OTHERWISE.
- 2) 13A S.S.O. SHALL BE WIRED IN RING MAINS USING 3x2.5mmsq. SC PVC CABLE AND BE PROTECTED IN CIRCUIT WITH 30A MCB EXCEPT WHERE STATED OTHERWISE.
- 3) A/C & 15A S.S.O. SHALL BE WIRED USING 3x4mmsq. SC PVC CABLE AND BE PROTECTED IN CIRCUIT WITH 20A MCB EXCEPT WHERE STATED OTHERWISE.
- 4) COOKER CONTROL C.T. SHALL BE WIRED USING 3x6mmsq. SC PVC CABLE AND BE PROTECTED IN CIRCUIT WITH 45A MCB EXCEPT WHERE STATED OTHERWISE.
- 5) WATER HEATER CIRCUIT TO BE WIRED IN RADIAL USING 3x4mmsq. SC PVC CABLE AND BE PROTECTED IN CIRCUIT WITH 20A MCB
- 6.) SAMPLES OF ALL MATERIALS AND EQUIPMENT SHALL BE APPROVED BY THE CLIENT BEFORE FINAL PROCUREMENT AND INSTALLATION.
- 7) ELECTRIC MANHOLE TO BE 450x450x450mm EXCEPT WHERE STATED OTHERWISE.
- 8) PANEL ROOM TO BE DECIDED ON SITE

## NOTES ON SWITCHES

- 1) IN ALL THE TOILETS, CEILING LIGHT AND EXTRACTOR FAN SHOULD BE ON THE SAME GANG WHILE THE MIRROR LIGHT ON A SEPARATE GANG
- 2) IN ALL THE BEDROOMS, THE TWO BED-HEADED WALL BRACKETS SHOULD BE ON THE SAME GANG WHILE THE OTHER WALL BRACKET BY A SEPARATE GANG.
- 3) ARROW POINTING ON FITTING/FITTINGS HAS/HAVE CORRESPONDING TO THE GANG OF ITS SWITCH.



### GENERAL NOTES.

- 1) USE THE SPECIFIED LEVEL OTHERWISE CONTACT CONSULTANT ENGINEER.
- 2) ADJACENT ACCESSORIES TO BE INSTALLED 25mm APART AS SHOWN.
- 3) ALL DIMENSIONS IN MILLIMETERS EXCEPT WHERE STATED OTHERWISE.
- 4) ADJACENT ACCESSORIES/ FITTINGS TO BE VERTICALLY ALIGNED AS MUCH AS POSSIBLE. CONTACT ENGINEER WHERE IN DOUBT.
- 5) HEIGHT DEPENDENT ON CEILING HEIGHT AND BE STATED IF NECESSARY.
- 6) SWITCHING ACCESSORY AT +1200 ABOVE FFL TO BE INSTALLED AT 200mm DISTANCE FROM THE EDGE OF OPENING.
- 7) HEIGHT FOR ROOM UNIT A/C SHALL DEPEND ON HOLE LOCATION BUT SUBJECT TO CONFIRMATION ON SITE.
- 8) ALL KITCHEN SOCKET OUTLET TO BE INSTALLED AT +1200mm ABOVE FFL EXCEPT OTHERWISE STATED.

- GENERAL NOTES**
1. WORK TO FINISHED DIMENSIONS ONLY.
  2. ALL DIMENSIONS ARE IN MILLIMETER UNLESS OTHERWISE STATED.
  3. THE CONTRACTOR IS TO CHECK ALL DRAWINGS BEFORE STARTING WORK.
  4. ALL DIMENSIONS ARE TO BE NOTED TO THE CONSULTANT IMMEDIATELY, OTHERWISE, THE CONTRACTOR WILL BE RESPONSIBLE FOR ANY MISTAKES.
  5. THIS DRAWING IS TO BE READ WITH REFERENCED DRAWINGS AND SPECIFICATIONS. ENGINEER IS NOT LIABLE FOR ANY FAULT ON BUILDING NOT SUPERSEDED BY HIM

DRAWING TITLE:

**INSTALLATION DETAILS**

ENGINEERS

**OLACUBE ENGINEERING SERVICES LTD.**

DESIGN/ INSTALLATION/PROJECT MANAGEMENT

16 Akanbi Crescent Abule Oja Yaba.

E-mail: [info.olacubconcept@gmail.com](mailto:info.olacubconcept@gmail.com)

client:

**PRINCESS ADENUBI OLATERU - OLAGBEGI**

project:

**PROPOSED RESIDENTIAL DEVELOPMENT**

AT CROWN ESTATE, SANGOTEDO, ALONG LEKKI - EPE EXPRESSWAY, IBEJU - LEKKI LOCAL GOVERNMENT AREA, LAGOS STATE.

ARCHITECT

G: 3 AGNES STR OFF BIRREL AVE  
SABO YABA LAGOS  
T: 080-278-523-94,  
081-391-964-20  
[occdreconsulting@gmail.com](mailto:occdreconsulting@gmail.com)  
w: [www.occdreplus.com](http://www.occdreplus.com)



drawn by:

TO

date:

APRIL, 2021

checked:

CA

scale:

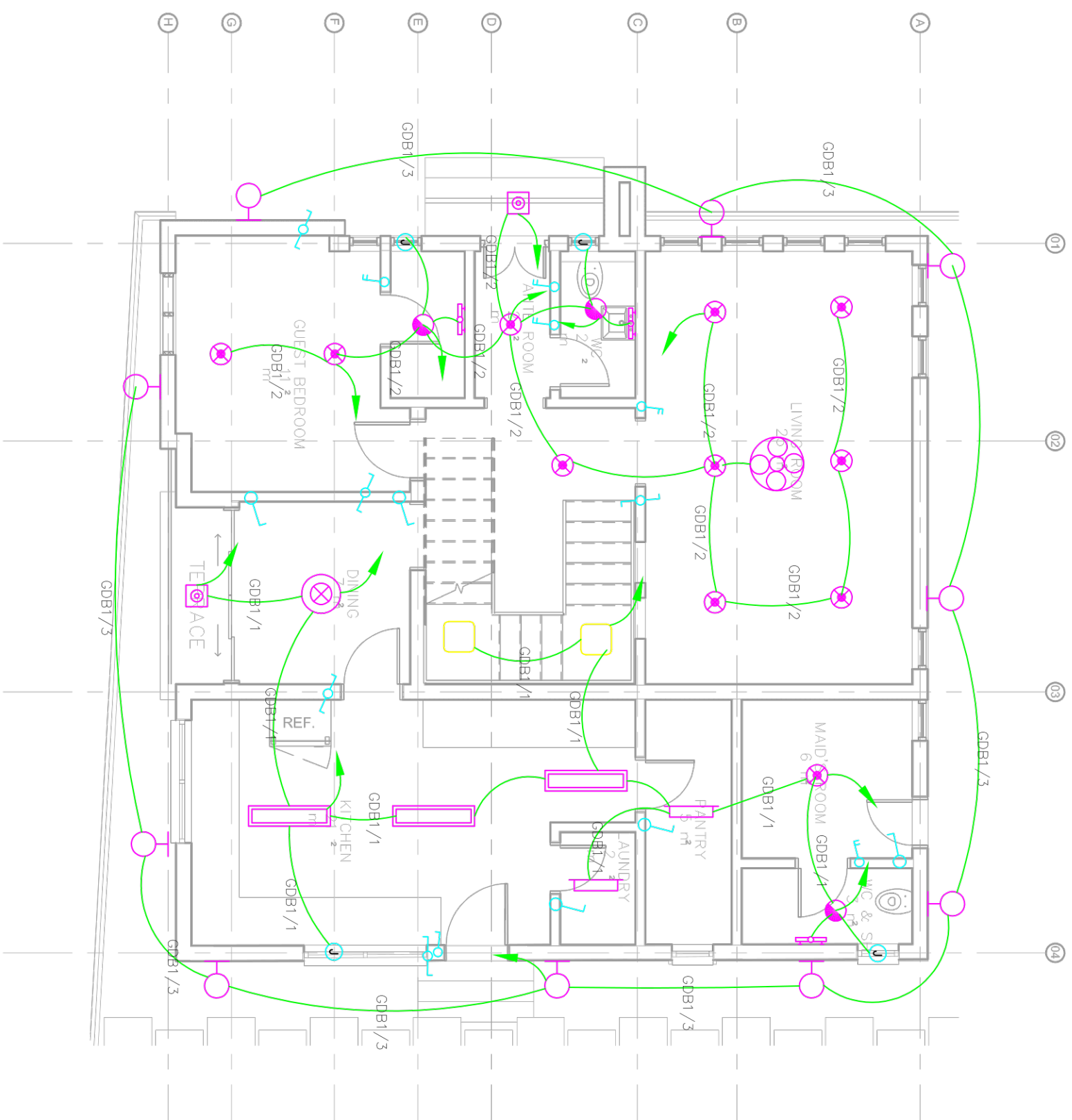
N/S

drawing number:

E 001

revision:

01



- GENERAL NOTES**
1. WORK TO FINISHED DIMENSIONS ONLY.
  2. ALL DIMENSIONS ARE IN MILLIMETER UNLESS OTHERWISE STATED.
  3. THE CONTRACTOR IS TO CHECK ALL DRAWINGS BEFORE STARTING WORK.
  4. ANY CHANGES TO THE DRAWING ARE TO BE NOTIFIED TO THE CONSULTANT IMMEDIATELY. OTHERWISE, THE CONTRACTOR WILL BE RESPONSIBLE FOR ANY MISTAKES.
  5. THIS DRAWING IS TO BE READ WITH REFERENCED DRAWINGS AND SPECIFICATIONS. ENGINEER IS NOT LIABLE FOR ANY FAULT ON BUILDING NOT SUPERSEDED BY HIM.

**DRAWING TITLE**

**GROUND FLOOR  
LIGHTING SYSTEM LAYOUT**

**ENGINEERS**

**OLACUBE ENGINEERING SERVICES LTD.**  
DESIGN/ INSTALLATION/PROJECT MANAGEMENT

16 Akanbi Crescent Abule Oja Yaba.  
E-mail: [info.olacubeconcept@gmail.com](mailto:info.olacubeconcept@gmail.com)

**client:**  
**PRINCESS ADENUBI OLATERU - OLAGBEGI**

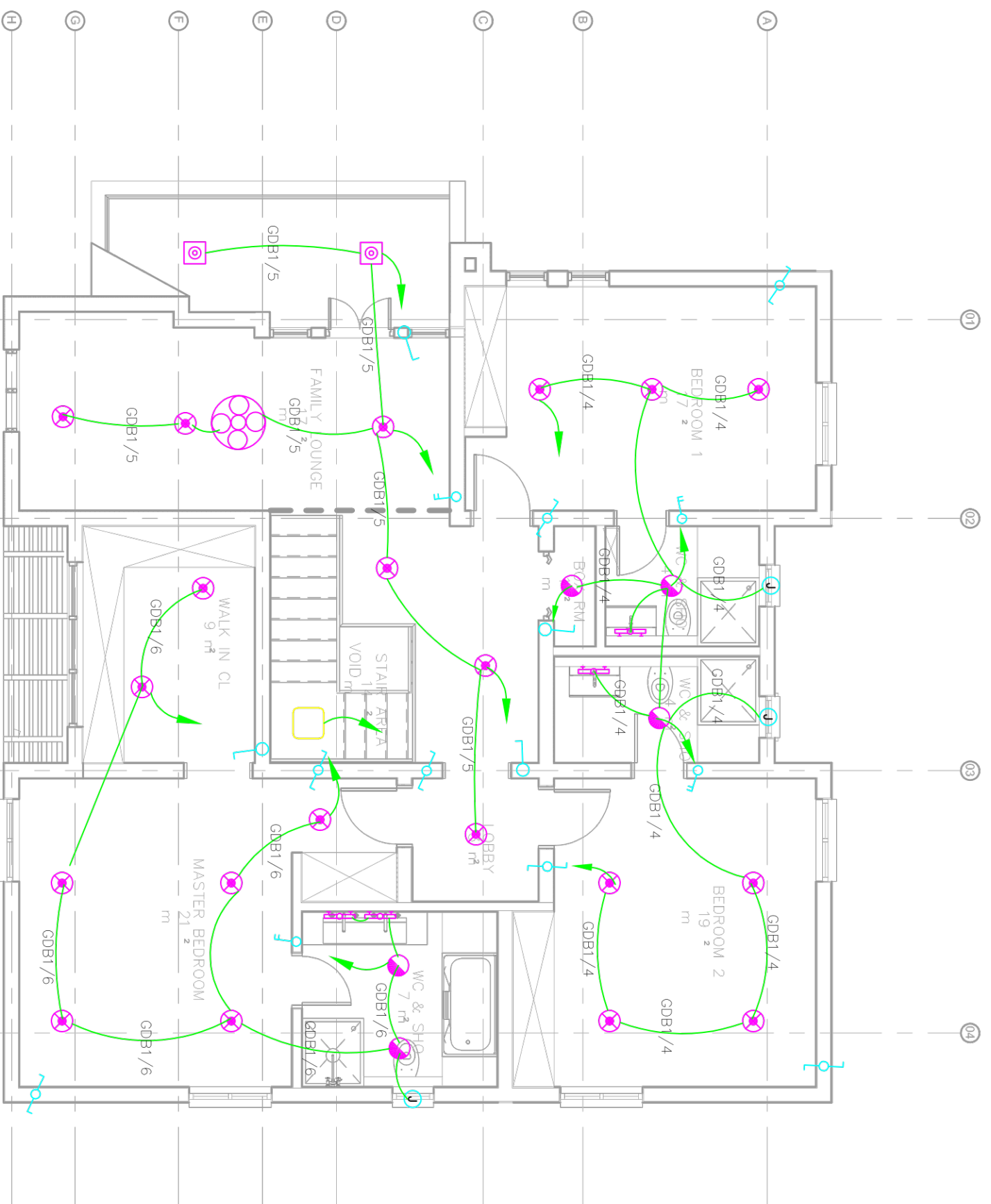
**project:**  
**PROPOSED RESIDENTIAL DEVELOPMENT**  
AT CROWN ESTATE, SANGOTEDO, ALONG LEKKI - EPE EXPRESSWAY,  
IBELU - LEKKI  
LOCAL GOVERNMENT AREA, LAGOS STATE.

**ARCHITECT**

G: 3 AGNES STR OFF BIRREL AVE  
SABO YABA LAGOS  
T: 080-278-523-94,  
081-391-964-20  
occdreconsulting@gmail.com  
w: www.occdreplus.com



ddr:	TO	drawn by:
APRIL, 2021	CA	checked:
1/75		revision:
drawing number:		01



GENERAL NOTES

1. WORK TO FINISHED DIMENSIONS ONLY.
2. ALL DIMENSIONS ARE IN MILLIMETER UNLESS OTHERWISE STATED.
3. THE CONTRACTOR IS TO CHECK ALL DRAWINGS BEFORE STARTING WORK.
4. ALL WORK IS TO BE DONE IN ACCORDANCE WITH THE SPECIFICATIONS AND TO BE NOTIFIED TO THE CONSULTANT IMMEDIATELY, OTHERWISE, THE CONTRACTOR WILL BE RESPONSIBLE FOR ANY DAMAGE TO THE BUILDING.
5. THIS DRAWING IS TO BE READ WITH REFERENCED DRAWINGS AND SPECIFICATIONS. ENGINEER IS NOT LIABLE FOR ANY FAULT ON BUILDING NOT SUPERSEDED BY HIM.

DRAWING TITLE:

**FIRST FLOOR  
LIGHTING SYSTEM LAYOUT**

ENGINEERS

**OLACUBE ENGINEERING SERVICES LTD.**  
DESIGN/ INSTALLATION/PROJECT MANAGEMENT  
16 Akanbi Crescent Abule Oja Yaba.  
E-mail: [info.olacubeconcept@gmail.com](mailto:info.olacubeconcept@gmail.com)

client:

**PRINCESS ADENUBI OLATERU - OLAGBEGI  
PROPOSED RESIDENTIAL DEVELOPMENT**  
AT CROWN ESTATE, SANGOTEDO, ALONG LEKKI - EPE EXPRESSWAY,  
IBELU - LEKKI  
LOCAL GOVERNMENT AREA, LAGOS STATE.

ARCHITECT

G: 3, AGNES STR OFF BIRREL AVE  
SABO YABA LAGOS  
T: 080-278-523-94,  
081-391-964-20  
[accdreconsulting@gmail.com](mailto:accdreconsulting@gmail.com)  
w: [www.accdreplus.com](http://www.accdreplus.com)

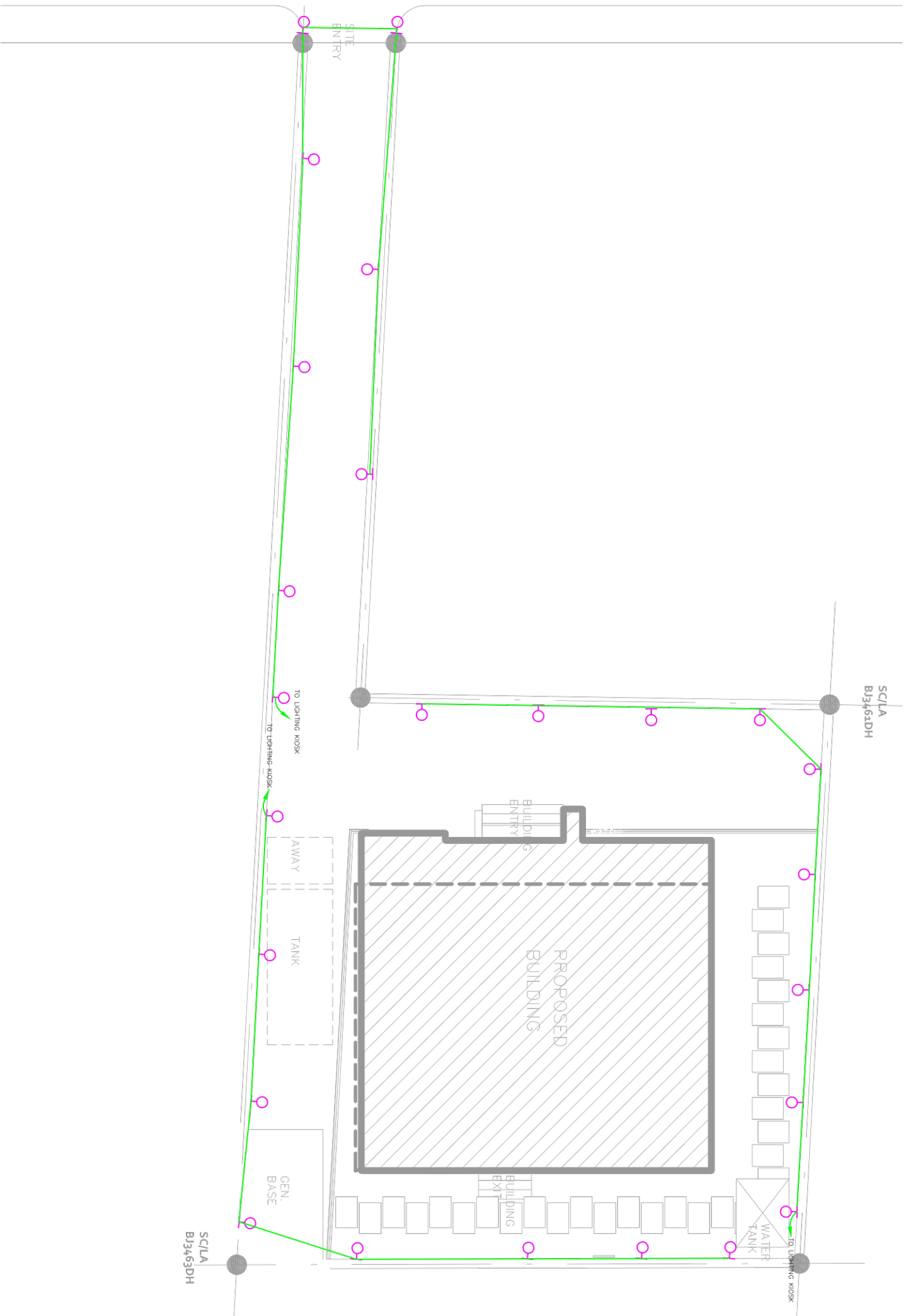


date:	APRIL, 2021	checked:	CA
scale:	1:75	revision:	01
drawing number:	E 101		

drawn by:

TO

# VICTORIA DRIVE



## GENERAL NOTES

1. WORK TO FINISHED DIMENSIONS ONLY.
2. ALL DIMENSIONS ARE IN MILLIMETER UNLESS OTHERWISE STATED.
3. THE CONTRACTOR IS TO CHECK ALL DRAWINGS BEFORE STARTING WORK.
4. ALL DIMENSIONS AND LOCATIONS ON THE DRAWING ARE TO BE NOTED TO THE CONSULTANT IMMEDIATELY, OTHERWISE, THE CONTRACTOR WILL BE RESPONSIBLE FOR ANY MISTAKES.
5. THIS DRAWING IS TO BE READ WITH REFERENCED DRAWINGS AND SPECIFICATIONS. ENGINEER IS NOT LIABLE FOR ANY FAULT ON BUILDING NOT SUPERSEDED BY HIM.

## DRAWING TITLE:

**SITE PLAN**  
**LIGHTING SYSTEM LAYOUT**

## ENGINEERS

**OLACUBE ENGINEERING SERVICES LTD.**  
DESIGN/ INSTALLATION/PROJECT MANAGEMENT  
16 Akanbi Crescent Abule Oja Yaba.  
E-mail: [info.olacubecconcept@gmail.com](mailto:info.olacubecconcept@gmail.com)

## client:

**PRINCESS ADENUBI OLATERU - OLAGBEGI**  
project:  
**PROPOSED RESIDENTIAL DEVELOPMENT**  
AT CROWN ESTATE, SANGOTEDO, ALONG LEKKI - EPE EXPRESSWAY,  
IBELU - LEKKI  
LOCAL GOVERNMENT AREA, LAGOS STATE.

## ARCHITECT

G: 3 AGNES STR OFF BIRREL AVE  
SABO YABA LAGOS  
T: 080-278-523-94,  
081-391-964-20  
[occdreconsulting@gmail.com](mailto:occdreconsulting@gmail.com)  
w: [www.occdreplus.com](http://www.occdreplus.com)



## drawn by:

TO

date:  
APRIL, 2021

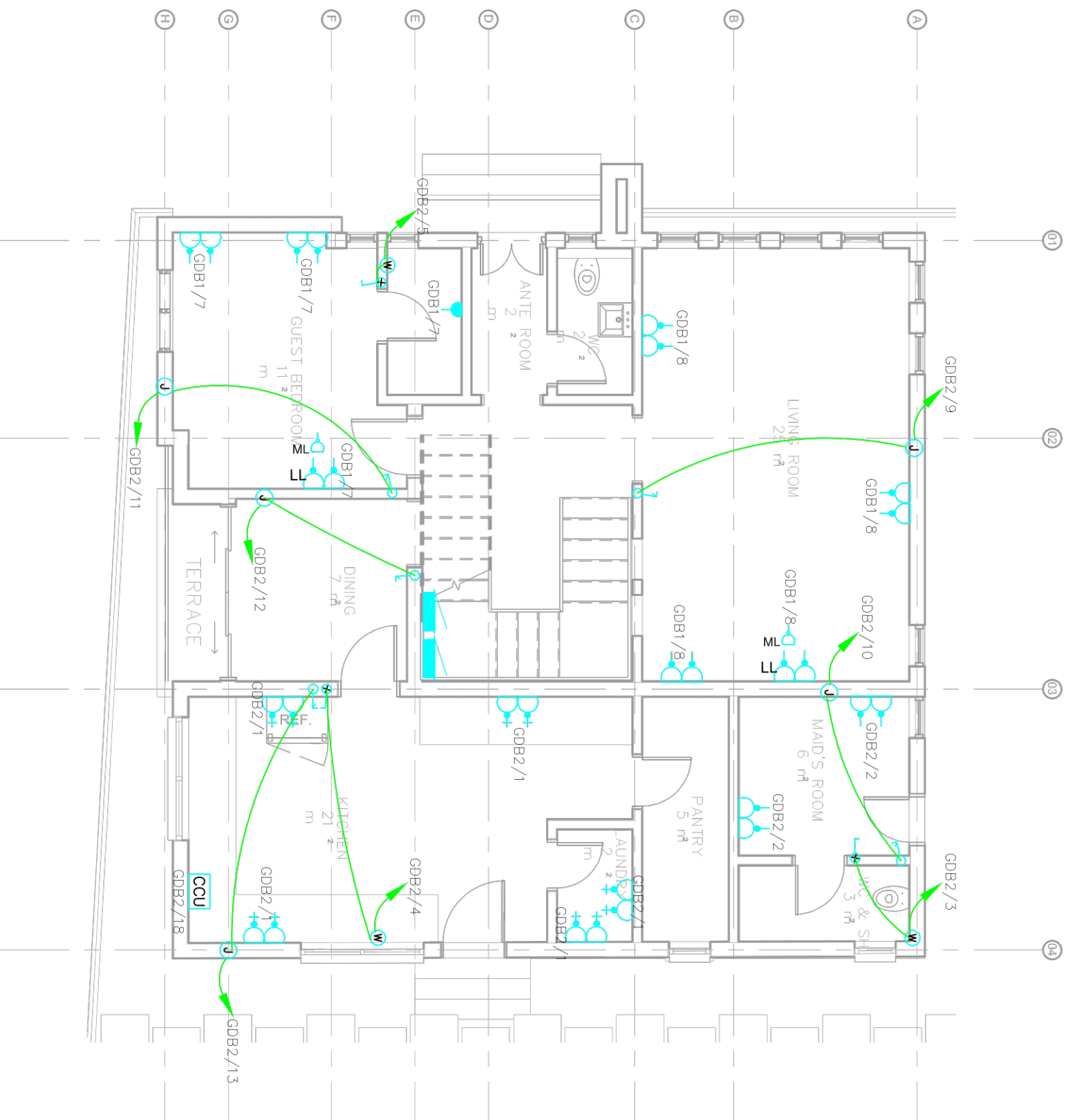
checked:  
CA

scale:  
1:200

drawing number:  
E 102

revision:  
01





**GENERAL NOTES**

1. WORK TO FINISHED DIMENSIONS ONLY.
2. ALL DIMENSIONS ARE IN MILLIMETER UNLESS OTHERWISE STATED.
3. THE CONTRACTOR IS TO CHECK ALL DRAWINGS BEFORE STARTING WORK.
4. ALL WORK IS TO BE DONE IN ACCORDANCE WITH THE SPECIFICATIONS AND TO BE NOTIFIED TO THE CONSULTANT IMMEDIATELY, OTHERWISE, THE CONTRACTOR WILL BE RESPONSIBLE FOR ANY DAMAGE TO THE BUILDING.
5. THIS DRAWING IS TO BE READ WITH REFERENCED DRAWINGS AND SPECIFICATIONS.
6. ENGINEER IS NOT LIABLE FOR ANY FAULT ON BUILDING NOT SUPERSEDED BY HIM.

**DRAWING TITLE**

**GROUND FLOOR  
POWER SYSTEM LAYOUT**

**ENGINEERS**

**OLACUBE ENGINEERING SERVICES LTD.**  
DESIGN/ INSTALLATION/PROJECT MANAGEMENT  
16 Akanbi Crescent Abule Oja Yaba.  
E-mail: [info.olacubeconcept@gmail.com](mailto:info.olacubeconcept@gmail.com)

**client:**

**PRINCESS ADENUBI OLATERU - OLAGBEGI  
PROPOSED RESIDENTIAL DEVELOPMENT**  
AT CROWN ESTATE, SANGOTEDO, ALONG LEKKI - EPE EXPRESSWAY,  
IBELU - LEKKI  
LOCAL GOVERNMENT AREA, LAGOS STATE.

**ARCHITECT**

G: 3 AGNES STR OFF BIRREL AVE  
SABO YABA LAGOS  
T: 080-278-523-94,  
081-391-964-20  
[occdreconsulting@gmail.com](mailto:occdreconsulting@gmail.com)  
w: [www.occdreplus.com](http://www.occdreplus.com)



**drawn by:**

TO

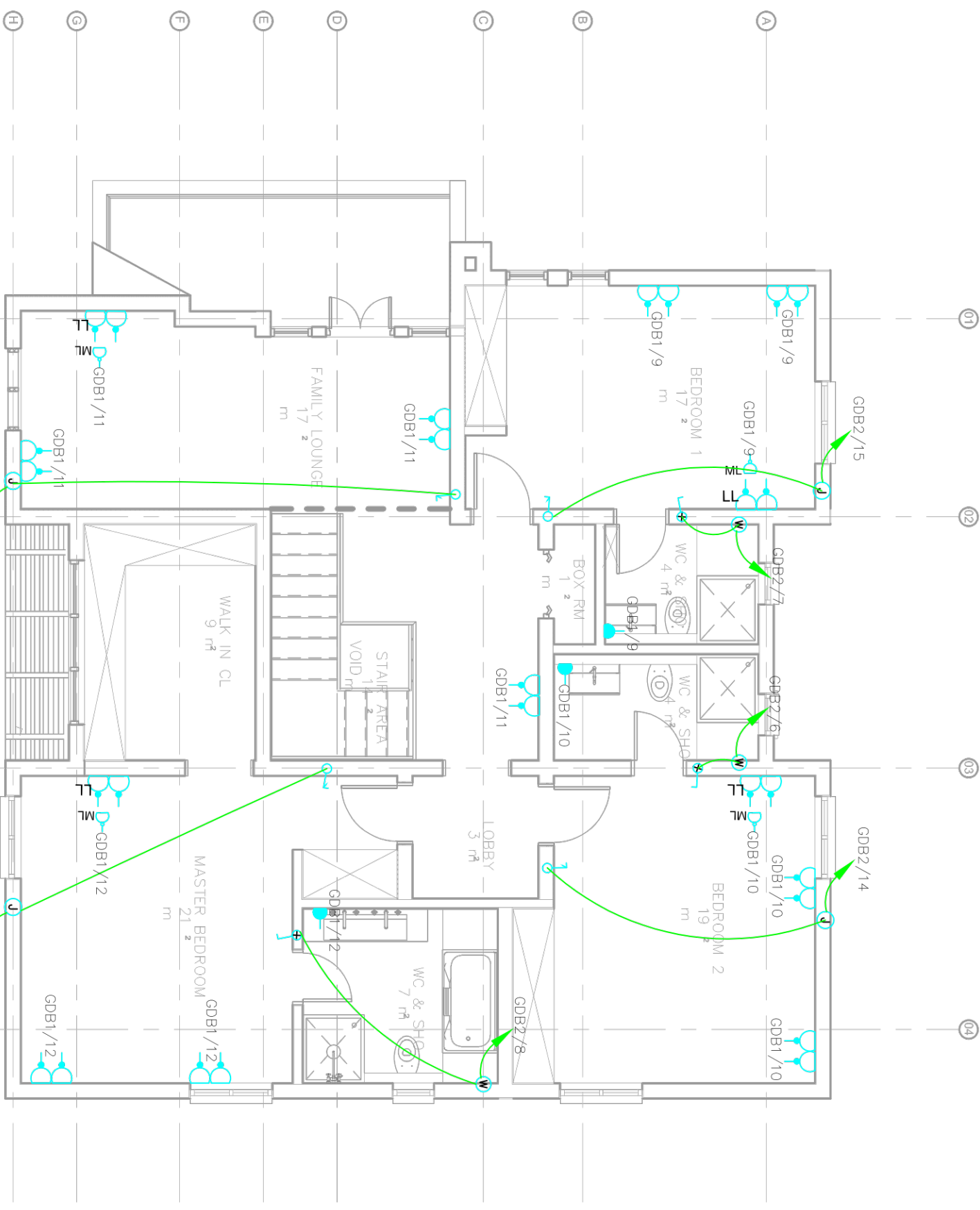
date:  
APRIL, 2021

checked:  
CA

scale:  
1:75

drawing number:  
E 103

revision:  
01



**GENERAL NOTES**

1. WORK TO FINISHED DIMENSIONS ONLY.
2. ALL DIMENSIONS ARE IN MILLIMETER UNLESS OTHERWISE STATED.
3. THE CONTRACTOR IS TO CHECK ALL DRAWINGS BEFORE STARTING WORK.
4. ALL WORK IS TO BE DONE IN ACCORDANCE WITH THE DRAWINGS AND SPECIFICATIONS. THE CONTRACTOR IS TO BE RESPONSIBLE FOR ANY VARIATIONS.
5. THIS DRAWING IS TO BE READ WITH REFERENCED DRAWINGS AND SPECIFICATIONS.
6. ENGINEER IS NOT LIABLE FOR ANY FAULT ON BUILDING NOT SUPERSEDED BY HIM.

**DRAWING TITLE:**

**FIRST FLOOR  
POWER SYSTEM LAYOUT**

**ENGINEERS**

**OLACUBE ENGINEERING SERVICES LTD.**  
DESIGN/ INSTALLATION/PROJECT MANAGEMENT  
16 Akanbi Crescent Abule Oja Yaba.  
E-mail: [info.olacubeconcept@gmail.com](mailto:info.olacubeconcept@gmail.com)

**client:**

**PRINCESS ADENUBI OLATERU - OLAGBEGI**  
**project:**  
**PROPOSED RESIDENTIAL DEVELOPMENT**  
AT CROWN ESTATE, SANGOTEDO, ALONG LEKKI - EPE EXPRESSWAY,  
IBELU - LEKKI  
LOCAL GOVERNMENT AREA, LAGOS STATE.

**ARCHITECT**

G: 3 JAGNES STR OFF BIRREL AVE  
SABO YABA LAGOS  
T: 080-278-523-94,  
081-391-964-20  
[accdreconsulting@gmail.com](mailto:accdreconsulting@gmail.com)  
w: [www.accdreplus.com](http://www.accdreplus.com)



drawn by: TO

date: APRIL, 2021

scale: 1/75

drawing number: E 104

checked: CA

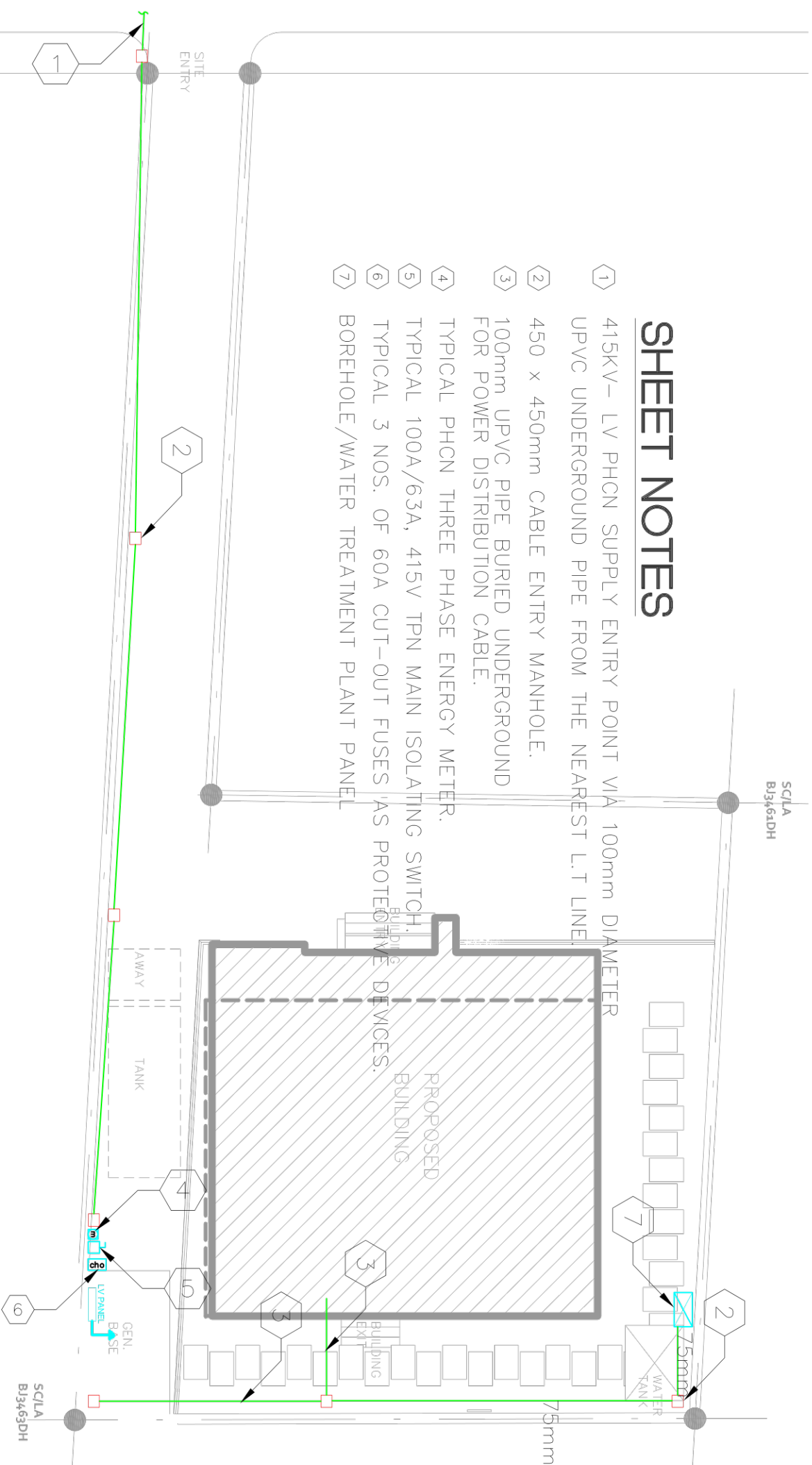
revision: 01



# VICTORIA DRIVE

## SHEET NOTES

- ① 415KV- LV PHCN SUPPLY ENTRY POINT VIA 100mm DIAMETER UPVC UNDERGROUND PIPE FROM THE NEAREST L.T LINE.
- ② 450 x 450mm CABLE ENTRY MANHOLE.
- ③ 100mm UPVC PIPE BURIED UNDERGROUND FOR POWER DISTRIBUTION CABLE.
- ④ TYPICAL PHCN THREE PHASE ENERGY METER.
- ⑤ TYPICAL 100A/63A, 415V TPN MAIN ISOLATING SWITCH.
- ⑥ TYPICAL 3 NOS. OF 60A CUT-OUT FUSES (AS PROTECTIVE DEVICES).
- ⑦ BOREHOLE/WATER TREATMENT PLANT PANEL



### GENERAL NOTES

1. WORK TO FINISHED DIMENSIONS ONLY.
2. ALL DIMENSIONS ARE IN MILLIMETER UNLESS OTHERWISE STATED.
3. THE CONTRACTOR IS TO CHECK ALL DRAWINGS BEFORE STARTING WORK.
4. ALL DIMENSIONS AND LOCATIONS ON THE DRAWINGS ARE TO BE NOTED TO THE CONSULTANT IMMEDIATELY, OTHERWISE, THE CONTRACTOR WILL BE RESPONSIBLE FOR ANY MISTAKES.
5. THIS DRAWING IS TO BE READ WITH REFERENCED DRAWINGS AND SPECIFICATIONS. ENGINEER IS NOT LIABLE FOR ANY FAULT ON BUILDING NOT SUPERSEDED BY HIM.

### DRAWING TITLE:

**SITE PLAN  
POWER SYSTEM LAYOUT**

### ENGINEERS

**OLACUBE ENGINEERING SERVICES LTD.**  
DESIGN/ INSTALLATION/PROJECT MANAGEMENT  
16 Akanbi Crescent Abule Oja Yaba.  
E-mail: [info.olacubeconcept@gmail.com](mailto:info.olacubeconcept@gmail.com)

### client:

**PRINCESS ADENUBI OLATERU - OLAGBEGI**  
project:  
**PROPOSED RESIDENTIAL DEVELOPMENT**  
AT CROWN ESTATE, SANGOTEDO, ALONG LEKKI - EPE EXPRESSWAY,  
IBELU - LEKKI  
LOCAL GOVERNMENT AREA, LAGOS STATE.

### ARCHITECT

G: 3, AGNES STR OFF BIRREL AVE  
SABO YABA LAGOS  
T: 080-278-523-94,  
081-391-964-20  
[occdreconsulting@gmail.com](mailto:occdreconsulting@gmail.com)  
w: [www.occdreplus.com](http://www.occdreplus.com)



### drawn by:

TO

date:  
APRIL, 2021

checked:  
CA

scale:  
1:150

drawing number:  
E 105

revision:  
01



- GENERAL NOTES**
1. WORK TO FINISHED DIMENSIONS ONLY.
  2. ALL DIMENSIONS ARE IN MILLIMETER UNLESS OTHERWISE STATED.
  3. THE CONTRACTOR IS TO CHECK ALL DRAWINGS BEFORE STARTING WORK.
  4. ANY DISCREPANCIES AND/OR ON THE DRAWINGS ARE TO BE NOTIFIED TO THE CONSULTANT IMMEDIATELY. OTHERWISE, THE CONTRACTOR WILL BE RESPONSIBLE FOR ANY MISTAKES.
  5. THIS DRAWING IS TO BE READ WITH REFERENCED DRAWINGS AND SPECIFICATIONS. ENGINEER IS NOT LIABLE FOR ANY FAULT ON BUILDING NOT SUPERSEDED BY HIM.

**DRAWING TITLE:**

**GROUND FLOOR  
SIGNAL SYSTEM LAYOUT**

**ENGINEERS**

**OLACUBE ENGINEERING SERVICES LTD.**  
DESIGN/ INSTALLATION/PROJECT MANAGEMENT

16 Akanbi Crescent Abule Oja Yaba.  
E-mail: [info.olacubeconcept@gmail.com](mailto:info.olacubeconcept@gmail.com)

**client:**  
**PRINCESS ADENUBI OLATERU - OLAGBEGI**

**project:**  
**PROPOSED RESIDENTIAL DEVELOPMENT  
AT CROWN ESTATE, SANGOTEDO, ALONG LEKKI - EPE EXPRESSWAY,  
IBELU - LEKKI  
LOCAL GOVERNMENT AREA, LAGOS STATE.**

**ARCHITECT**

G: 3 AGNES STR OFF BIRREL AVE  
SABO YABA LAGOS  
T: 080-278-523-94,  
081-391-964-20  
occdreconsulting@gmail.com  
w: www.occdreplus.com



ddr:	TO	drawn by:
APRIL, 2021	CA	checked:
scale:	1:75	revision:
drawing number:	E 106	01



**GENERAL NOTES**

1. WORK TO FINISHED DIMENSIONS ONLY.
2. ALL DIMENSIONS ARE IN MILLIMETER UNLESS OTHERWISE STATED.
3. THE CONTRACTOR IS TO CHECK ALL DRAWINGS BEFORE STARTING WORK.
4. ANY DISCREPANCIES AND/OR OMISSIONS ON THE DRAWINGS ARE TO BE NOTICED TO THE CONSULTANT IMMEDIATELY. OTHERWISE, THE CONTRACTOR SHALL BE RESPONSIBLE FOR ANY MISTAKES.
5. THIS DRAWING IS TO BE READ WITH REFERENCED DRAWINGS AND SPECIFICATIONS. ENGINEER IS NOT LIABLE FOR ANY FAULT ON BUILDING NOT SUPERSEDED BY HIM.

**DRAWING TITLE**

**FIRST FLOOR  
SIGNAL SYSTEM LAYOUT**

**ENGINEERS**

**OLACUBE ENGINEERING SERVICES LTD.**  
DESIGN/ INSTALLATION/PROJECT MANAGEMENT  
16 Akanbi Crescent Abule Oja Yaba.  
E-mail: [info.olacubeconcept@gmail.com](mailto:info.olacubeconcept@gmail.com)

**client:**

**PRINCESS ADENUBI OLATERU - OLAGBEGI**  
**project:**  
**PROPOSED RESIDENTIAL DEVELOPMENT**  
AT CROWN ESTATE, SANGOTEDO, ALONG LEKKI - EPE EXPRESSWAY,  
IBELU - LEKKI  
LOCAL GOVERNMENT AREA, LAGOS STATE.

**ARCHITECT**

G: 3 AGNES STR OFF BIRREL AVE  
SABO YABA LAGOS  
T: 080-278-523-94,  
081-391-964-20  
[occdreconsulting@gmail.com](mailto:occdreconsulting@gmail.com)  
w: [www.occdreplus.com](http://www.occdreplus.com)



**drawn by:**

TO

date:  
APRIL, 2021

checked:  
CA

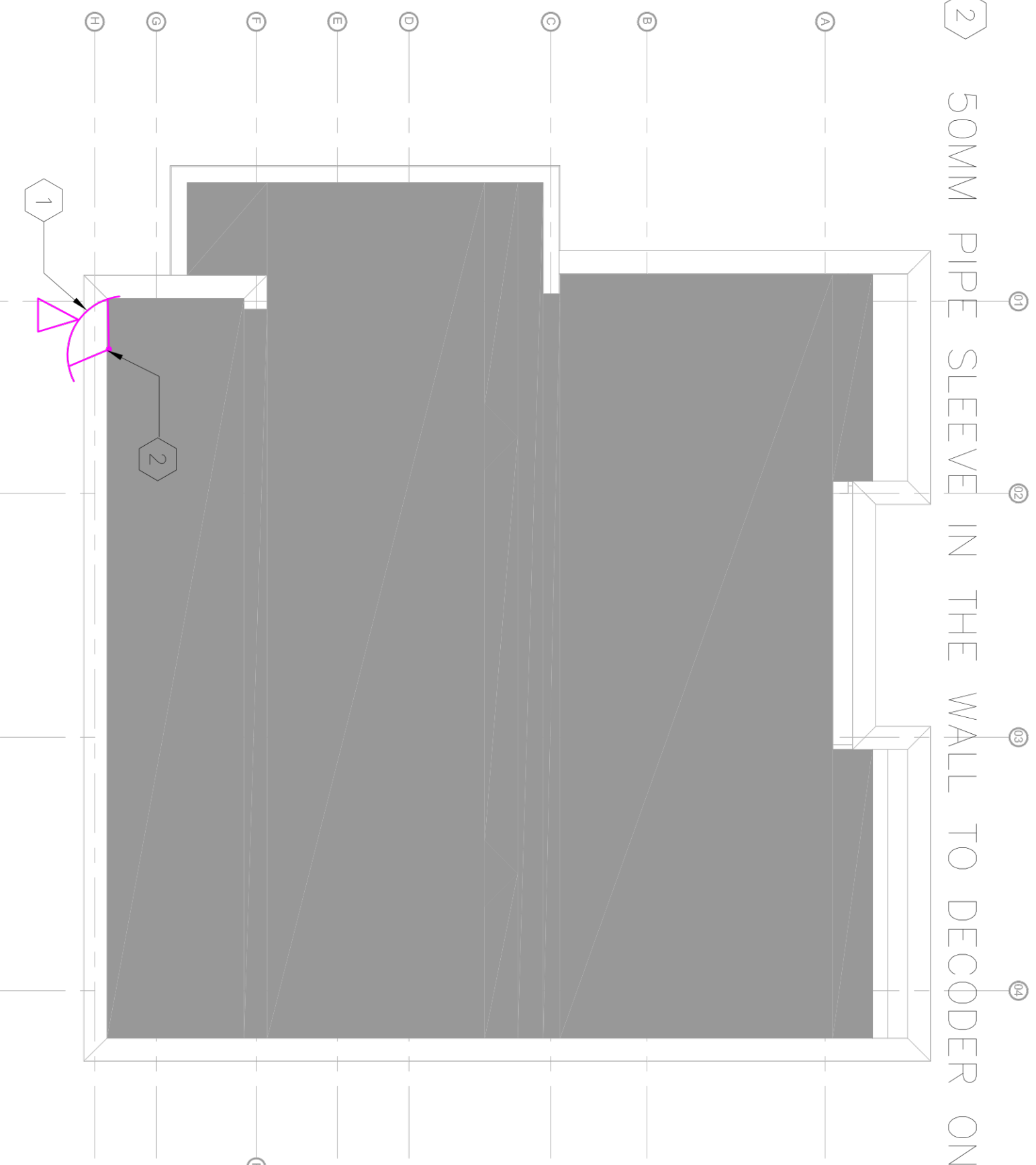
scale:  
1:75

drawing number:  
E 107

revision:  
01

# SHEET NOTES

- 1 0.9m DSTV DISH TO LOCATED ON THE ROOF BASED ON SIGNAL.
- 2 50MM PIPE SLEEVE IN THE WALL TO DECODER ON FIRST FLOOR



## GENERAL NOTES

1. WORK TO FIGURED DIMENSIONS ONLY.
2. ALL DIMENSIONS ARE IN MILLIMETER UNLESS OTHERWISE STATED.
3. THE CONTRACTOR IS TO CHECK ALL DRAWINGS BEFORE STARTING WORK.
4. ALL DIMENSIONS AND FINISHES ON THE DRAWING ARE TO BE NOTED TO THE CONSULTANT IMMEDIATELY, OTHERWISE, THE CONTRACTOR WILL BE RESPONSIBLE FOR ANY MISTAKES.
5. THIS DRAWING IS TO BE READ WITH REFERENCED DRAWINGS AND SPECIFICATIONS. ENGINEER IS NOT LIABLE FOR ANY FAULT ON BUILDING NOT SUPERSEDED BY HIM.

## DRAWING TITLE

**ROOF PLAN**  
**SIGNAL SYSTEM LAYOUT**

## ENGINEERS

**OLACUBE ENGINEERING SERVICES LTD.**  
DESIGN/ INSTALLATION/PROJECT MANAGEMENT  
16 Akanbi Crescent Abule Oja Yaba.  
E-mail: [info.olacubecconcept@gmail.com](mailto:info.olacubecconcept@gmail.com)

## client:

**PRINCESS ADENUBI OLATERU - OLAGBEGI**  
**project:**  
**PROPOSED RESIDENTIAL DEVELOPMENT**  
AT CROWN ESTATE, SANGOTEDO, ALONG LEKKI - EPE EXPRESSWAY,  
IBELU - LEKKI  
LOCAL GOVERNMENT AREA, LAGOS STATE.

## ARCHITECT

G: 3, AGNES STR OFF BIRREL AVE  
SABO YABA LAGOS  
T: 080-278-523-94,  
081-391-964-20  
[accdreconsulting@gmail.com](mailto:accdreconsulting@gmail.com)  
w: [www.accdreplus.com](http://www.accdreplus.com)



drawn by:  
TO

date:  
APRIL, 2021

checked:  
CA

scale:  
1:75

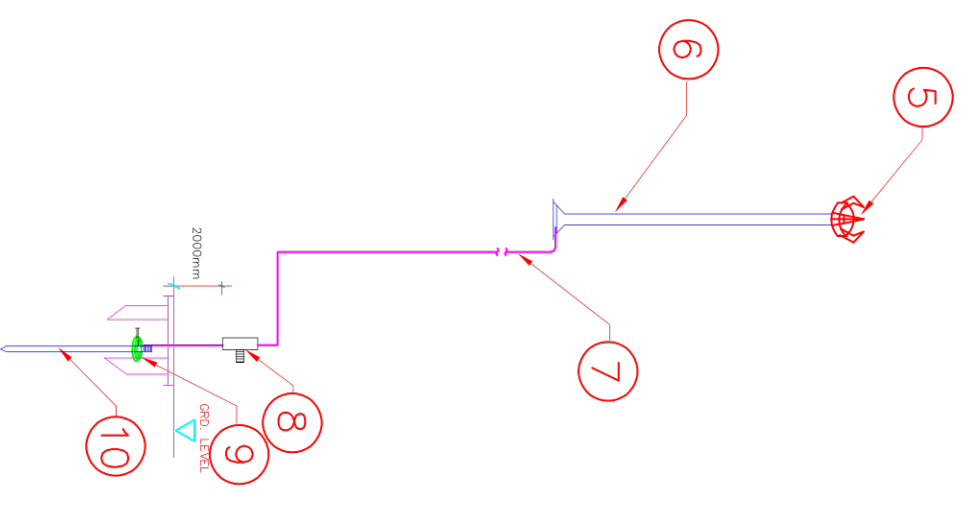
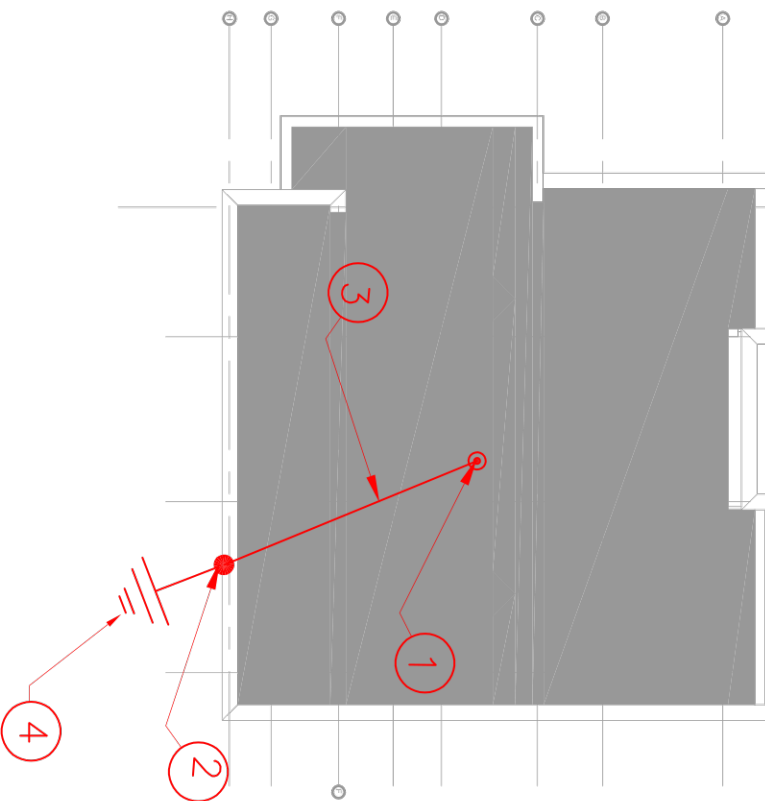
drawing number:  
E 108

revision:  
01

## NOTES

- ① LIGHTNING PROTECTION AIR TERMINATION NETWORK (S-4 PREVECTRON ON 3M POLE WITH A COVERING RADIUS OF 60M)
- ② TYPICAL 25mm X 3mm COPPER TAPE AS LIGHTNING DOWN CONDUCTOR CLIPPED TO THE WALL (OR EMBEDDED) AND EARTHED TO THE GROUND
- ③ TYPICAL 25mm X 3mm COPPER LIGHTNING REFERENCE TAPE
- ④ EARTHING TERMINAL
- ⑤ LIGHTNING PROTECTION AIR TERMINATION NETWORK (S-4 PREVECTRON ON 3M POLE WITH A COVERING RADIUS OF 60M)
- ⑥ 3M POLE CARRYING THE PREVECTRON AIR TERMINATION NETWORK
- ⑦ 25mm x 3mm INSULATED COPPER TAPE LIGHTNING DISCHARGE DOWN CONDUCTOR CLIPPED TO THE BUILDING AT INTERVAL OF 1000mm.
- ⑧ TYPICAL TEST POINT AT 2000MM ABOVE THE GROUND LEVEL
- ⑨ EARTHING POINT INSPECTION CHAMBER.
- ⑩ 1200mm x 16mm Ø EXTENSIBLE EARTH ROD.

ALL THE EARTHING TERMINALS SHALL BE CONNECTED TOGETHER WITH THAT OF THE MAIN LV PANEL, ETC. SO AS TO FORM A PROTECTIVE MULTIPLE EARTHING SYSTEM



**EARTH TERMINATION**

### GENERAL NOTES

1. WORK TO FINISHED DIMENSIONS ONLY.
2. ALL DIMENSIONS ARE IN MILLIMETER UNLESS OTHERWISE STATED.
3. THE CONTRACTOR IS TO CHECK ALL DRAWINGS BEFORE STARTING WORK.
4. ALL WORK SHALL BE DONE IN ACCORDANCE WITH THE SPECIFICATIONS AND STANDARDS IMMEDIATELY, OTHERWISE, THE CONSULTANT WILL BE RESPONSIBLE FOR ANY DAMAGE TO THE BUILDING.
5. THIS DRAWING IS TO BE READ WITH REFERENCED DRAWINGS AND SPECIFICATIONS. ENGINEER IS NOT LIABLE FOR ANY FAULT ON BUILDING NOT SUPERSEDED BY HIM

### DRAWING TITLE

## LIGHTNING PROTECTION SYSTEM LAYOUT

### ENGINEERS

**OLACUBE ENGINEERING SERVICES LTD.**  
DESIGN & INSTALLATION PROJECT MANAGEMENT  
16 Akanbi Crescent Abule Oja Yaba.  
E-mail: [info.olacubeconcept@gmail.com](mailto:info.olacubeconcept@gmail.com)

### client:

**PRINCESS ADENUBI OLATERU - OLAGBEGI**  
project:  
**PROPOSED RESIDENTIAL DEVELOPMENT**  
AT CROWN ESTATE, SANGOTEDO, ALONG LEKKI - EPE EXPRESSWAY,  
IBELU - LEKKI  
LOCAL GOVERNMENT AREA, LAGOS STATE.

### ARCHITECT

G: 3 AGNES STR OFF BIRREL AVE  
SABO YABA LAGOS  
T: 080-278-523-94,  
081-391-964-20  
[occdreconsulting@gmail.com](mailto:occdreconsulting@gmail.com)  
w: [www.occdreplus.com](http://www.occdreplus.com)



drawn by:  
TO

date:  
APRIL, 2021

checked:  
CA

scale:  
MIS

drawing number:  
E 109

revision:  
01

TYPICAL DB "GDB 1" LOCATED AT GROUND & FIRST FLOOR.  
FOR GROUND & FIRST FLOOR LIGHTING AND SOCKETS

No. OF WAY	CCT No	DESCRIPTION	LOAD (VA)	D.F	R (VA)	Y (VA)	B (VA)	CABLE SIZE (mm <sup>2</sup> )	CPC SIZE (mm <sup>2</sup> )	MCB RATING	POLE
1	1	LIGHTING CIRCUIT	928	1.0	928			1.5	1.5	10A	1
	2	LIGHTING CIRCUIT	820	1.0		820		1.5	1.5	10A	1
	3	LIGHTING CIRCUIT	1250	1.0			1250	1.5	1.5	10A	1
	4	LIGHTING CIRCUIT	483	1.0	483			1.5	1.5	10A	1
	5	LIGHTING CIRCUIT	625	1.0		625		1.5	1.5	10A	1
	6	LIGHTING CIRCUIT	370	1.0			370	1.5	1.5	10A	1
3	7	13A RING SOCKET OUTLET	1000	1.0	1000			2.5	2.5	30A	1
	8	13A RING SOCKET OUTLET	1125	1.0		1125		2.5	2.5	30A	1
4	9	13A RING SOCKET OUTLET	1000	1.0		1000		2.5	2.5	30A	1
	10	13A RING SOCKET OUTLET	1000	1.0	1000			2.5	2.5	30A	1
4	11	13A RING SOCKET OUTLET	875	1.0		875		2.5	2.5	30A	1
	12	13A RING SOCKET OUTLET	1000	1.0		1000		2.5	2.5	30A	1
5	13	SPARE									
	14	SPARE									
6	15	SPARE									
	16	SPARE									
7	17	SPARE									
	18	SPARE									
8	19	SPARE									
	20	SPARE									
8	21	SPARE									
	22	SPARE									
8	23	SPARE									
	24	SPARE									
TOTAL LOAD/∅					3411	3445	3620	10475			
TOTAL LOAD/∅ @ 0.75 D.F.					DEMAND LOAD 7857		DEMAND CURRENT 11.34A/∅				

DB SIZE: 8-WAY 32A TPN MCB DISTRIBUTION BOARD  
CABLE SIZE: 4C x 10mm<sup>2</sup> PVC/SWA/PVC ARMOURD COPPER CABLE FROM THE +1C x 10mm<sup>2</sup> PVC/PVC Y/G COPPER CABLE FROM THE DISTRIBUTION PANEL.

TYPICAL DB "GDB 2" LOCATED AT GROUND & FIRST FLOOR.  
FOR GROUND & FIRST FLOOR POWER

No. OF WAY	CCT No	DESCRIPTION	LOAD (VA)	D.F	R (VA)	Y (VA)	B (VA)	CABLE SIZE (mm <sup>2</sup> )	CPC SIZE (mm <sup>2</sup> )	MCB RATING	POLE
1	1	13A RING SOCKET OUTLET	1250	1.0	1250			2.5	2.5	30A	1
	2	13A RING SOCKET OUTLET	500	1.0		500		2.5	2.5	30A	1
2	3	WATER HEATER	1875	1.0			1875	4.0	4.0	20A	1
	4	WATER HEATER	1875	1.0	1875			4.0	4.0	20A	1
2	5	WATER HEATER	1875	1.0		1875		4.0	4.0	20A	1
	6	WATER HEATER	1875	1.0			1875	4.0	4.0	20A	1
3	7	WATER HEATER	1875	1.0	1875			4.0	4.0	20A	1
	8	WATER HEATER	1875	1.0		1875		4.0	4.0	20A	1
4	9	AIRCONDITIONING CIRCUIT	2000	1.0		2000		4.0	4.0	20A	1
	10	AIRCONDITIONING CIRCUIT	2000	1.0	2000			4.0	4.0	20A	1
4	11	AIRCONDITIONING CIRCUIT	2000	1.0		2000		4.0	4.0	20A	1
	12	AIRCONDITIONING CIRCUIT	2000	1.0			2000	4.0	4.0	20A	1
5	13	AIRCONDITIONING CIRCUIT	2000	1.0	2000			4.0	4.0	20A	1
	14	AIRCONDITIONING CIRCUIT	2000	1.0		2000		4.0	4.0	20A	1
6	15	AIRCONDITIONING CIRCUIT	2000	1.0		2000		4.0	4.0	20A	1
	16	AIRCONDITIONING CIRCUIT	2000	1.0	2000			4.0	4.0	20A	1
7	17	AIRCONDITIONING CIRCUIT	2000	1.0		2000		4.0	4.0	20A	1
	18	COOKER CONTROL UNIT	3000	1.0			3000	6.0	6.0	45A	1
7	19	SPARE									
	20	SPARE									
8	21	SPARE									
	22	SPARE									
8	23	SPARE									
	24	SPARE									
TOTAL LOAD/∅					11000	10750	12750	34500			
TOTAL LOAD/∅ @ 0.75 D.F.					DEMAND LOAD 25875		DEMAND CURRENT 37.35A/∅				

DB SIZE: 8-WAY 63A TPN MCB DISTRIBUTION BOARD  
CABLE SIZE: 4C x 16mm<sup>2</sup> PVC/SWA/PVC ARMOURD COPPER CABLE FROM THE +1C x 16mm<sup>2</sup> PVC/PVC Y/G COPPER CABLE FROM THE DISTRIBUTION PANEL.

**GENERAL NOTES**

1. WORK TO FINISHED DIMENSIONS ONLY.
2. ALL DIMENSIONS ARE IN MILLIMETER UNLESS OTHERWISE STATED.
3. THE CONTRACTOR IS TO CHECK ALL DRAWINGS BEFORE STARTING WORK.
4. ALL DIMENSIONS SHOWN ON THE DRAWING ARE TO BE NOTED TO THE CONSULTANT IMMEDIATELY, OTHERWISE, THE CONTRACTOR SHALL BE RESPONSIBLE FOR ANY MISTAKES.
5. THIS DRAWING IS TO BE READ WITH REFERENCED DRAWINGS AND SPECIFICATIONS. ENGINEER IS NOT LIABLE FOR ANY FAULT ON BUILDING NOT SUPERSEDED BY HIM.

**DRAWING TITLE**

**DB SCHEDULE**


**ENGINEERS**

**OLACUBE ENGINEERING SERVICES LTD.**  
DESIGN/ INSTALLATION/PROJECT MANAGEMENT  
16 Akanbi Crescent Abule Oja Yaba.  
E-mail: [info.olacubeconcept@gmail.com](mailto:info.olacubeconcept@gmail.com)

**client:** PRINCESS ADENUBI OLATERU - OLAGBEGI  
**project:** PROPOSED RESIDENTIAL DEVELOPMENT AT CROWN ESTATE, SANGOTEDO, ALONG LEKKI - EPE EXPRESSWAY, IBEJU - LEKKI LOCAL GOVERNMENT AREA, LAGOS STATE.

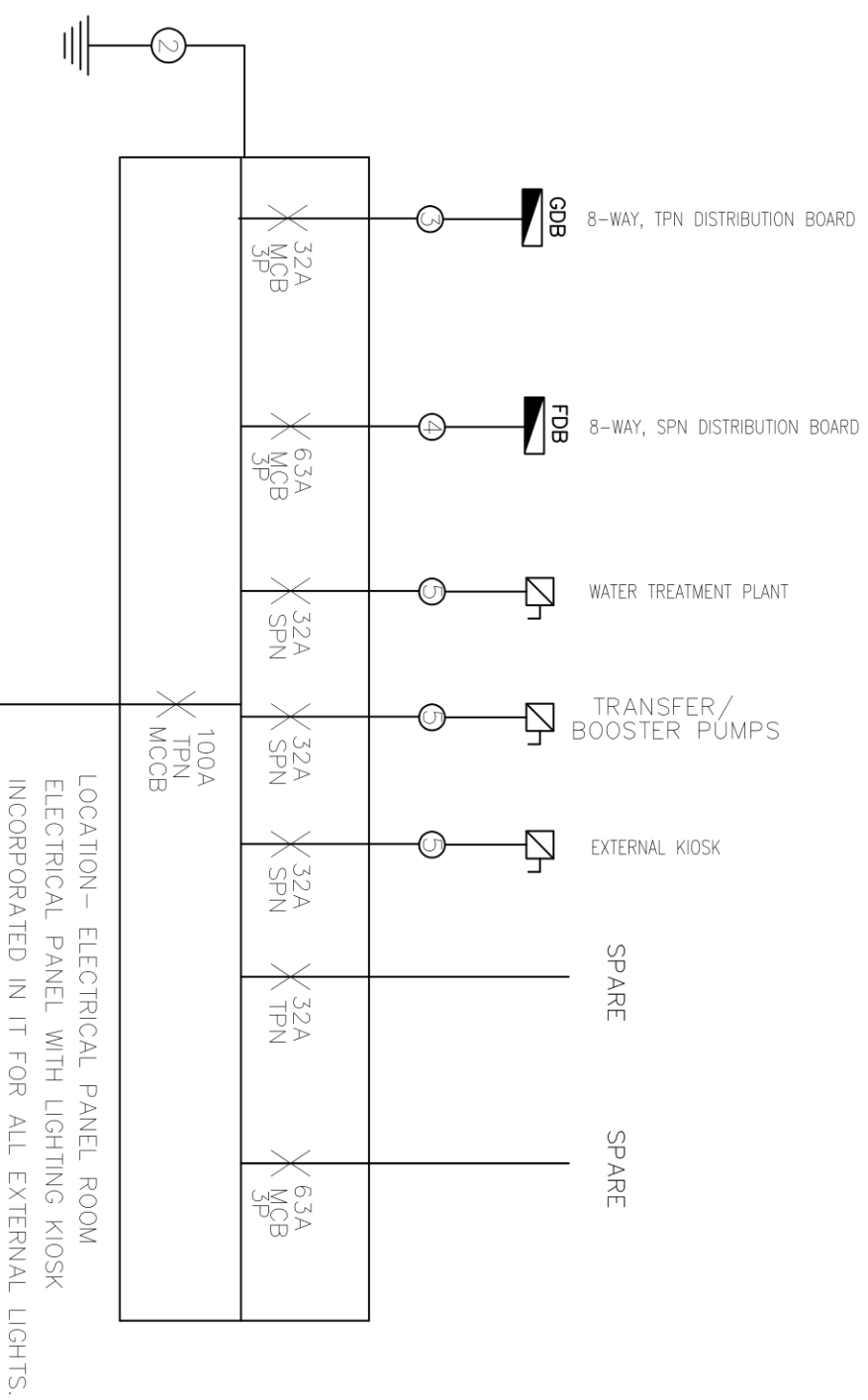
**ARCHITECT**

G: 3 AGNES STR OFF BIRREL AVE  
SABO YABA LAGOS  
T: 080-278-523-94,  
081-391-964-20  
occdreconsulting@gmail.com  
w: www.occdreplus.com

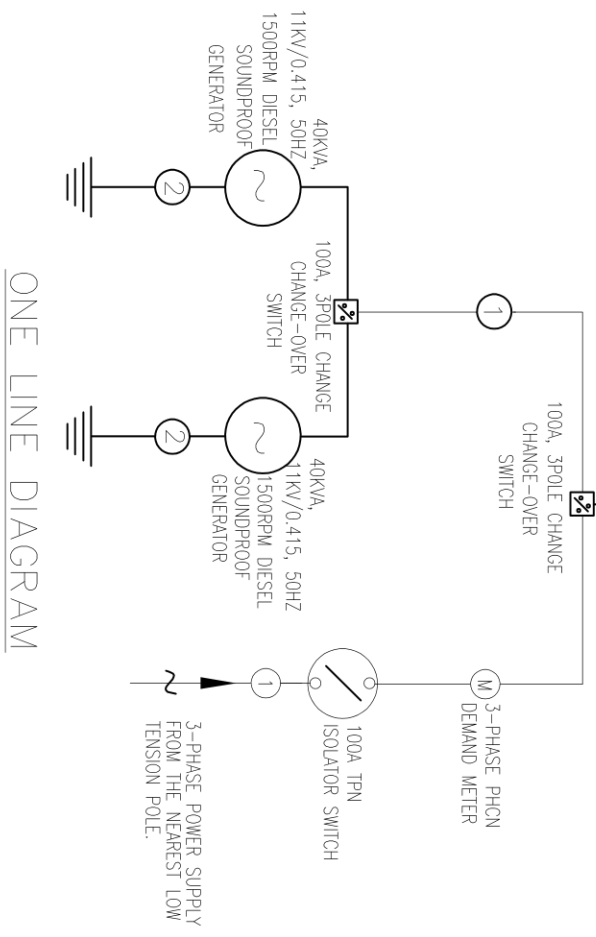


date:	APRIL, 2021	checked:	CA
scale:	MIS	revision:	01
drawing number:	E 110		





LOCATION – ELECTRICAL PANEL ROOM  
ELECTRICAL PANEL WITH LIGHTING KIOSK  
INCORPORATED IN IT FOR ALL EXTERNAL LIGHTS.



ONE LINE DIAGRAM

FEEDER SCHEDULE

- 1 4C – 35mm<sup>2</sup> PVC/SWA/PVC COPPER ARMoured CABLES.
- 2 1 x 16mm<sup>2</sup> COPPER EARTHING LEAD.
- 3 4C x 10mm<sup>2</sup> PVC/SWA/PVC COPPER ARMoured CABLES.  
+1C x 10mm<sup>2</sup> PVC/PVC Y/G COPPER CABLE
- 4 4C x 16mm<sup>2</sup> PVC/SWA/PVC COPPER ARMoured CABLES.  
+1C x 16mm<sup>2</sup> PVC/PVC Y/G COPPER CABLE
- 5 2C x4mm<sup>2</sup> PVC/SWA/PVC COPPER ARMoured CABLES.  
+1C x 4mm<sup>2</sup> PVC/PVC Y/G COPPER CABLE

- GENERAL NOTES
1. WORK TO FINISHED DIMENSIONS ONLY.
  2. ALL DIMENSIONS ARE IN MILLIMETER UNLESS OTHERWISE STATED.
  3. THE CONTRACTOR IS TO CHECK ALL DRAWINGS BEFORE STARTING WORK.
  4. ALL DIMENSIONS SHOWN ON THE DRAWINGS ARE TO BE NOTED TO THE CONSULTANT IMMEDIATELY, OTHERWISE, THE CONTRACTOR WILL BE RESPONSIBLE FOR ANY MISTAKES.
  5. THIS DRAWING IS TO BE READ WITH REFERENCED DRAWINGS AND SPECIFICATIONS. ENGINEER IS NOT LIABLE FOR ANY FAULT ON BUILDING NOT SUPERSED BY HIM

DRAWING TITLE:  
**SINGLE LINE DIAGRAM**

ENGINEERS  
**OLACUBE ENGINEERING SERVICES LTD.**  
DESIGN/ INSTALLATION/PROJECT MANAGEMENT  
16 Akanbi Crescent Abule Oja Yaba.  
E-mail: [info.olacubeconcept@gmail.com](mailto:info.olacubeconcept@gmail.com)

client:  
**PRINCESS ADENUBI OLATERU - OLAGBEGI**  
project:  
**PROPOSED RESIDENTIAL DEVELOPMENT**  
AT CROWN ESTATE, SANGOTEDO, ALONG LEKKI - EPE EXPRESSWAY,  
IBELU - LEKKI  
LOCAL GOVERNMENT AREA, LAGOS STATE.

ARCHITECT  
G: 3, AGNES STR OFF BIRREL AVE  
SABO YABA LAGOS  
T: 080-278-523-94,  
081-391-964-20  
occdreconsulting@gmail.com  
w: [www.occdreplus.com](http://www.occdreplus.com)



drawn by:	TO	checked:	CA	revision:	01
date:	APRIL, 2021	scale:	MIS	drawing number:	E 111