

**ELECTRICAL SERVICES DRAWINGS**

**PROPOSED RESIDENTIAL DEVELOPMENT**






































**FOR**


**MR. OGUINRINDE OLAYIWOLA EMMANUEL**

**BEING PLOT 9, BLOCK XLVIII, NORTHERN FORESHORE  
ESTATE, WITHIN OJOMU CHIEFTAINCY FAMILY LAND,  
AJIRAN, ETI - OSA LOCAL GOVERNMENT AREA,  
LAGOS STATE.**

**JULY, 2021.**

# ELECTRICAL LEGEND

	2 X 36W LED TUBE FLUORESCENT LIGHT T8		CIRCUIT SPLICE JUNCTION BOX WITH COVERPLATE FOR EXTRACTOR FAN AND SPLIT AIRCONDITIONING UNITS
	18W TUBE FITTING C/W SHAVER POWER OUTLET GEAR OVER MIRROR AND PULL CHORD SWITCH.		13A SHAVING SOCKET OUTLET
	4x23W DECORATIVE CEILING MOUNTED CHANDELIER LIGHTING FITTING FOR LIVING ROOM. SUSPENSION HOOK TO BE FITTED ONTO REINFORCEMENT BAR PRIOR TO CASTING OF SLABS.		20A DP S/S/O AT 1200mm AFFL FOR WATER HEATER E.G. LEGRAND/APPROVED EQUAL.
	1x100W DECORATIVE PENDANT LIGHT FITTING WITH CHAIN SUSPENSION FOR DINING ROOM TO BE HOOKED AS ABOVE.		COOKER CONTROL UNIT E.G. LEGRAND/APPROVED EQUAL.
	1x9W LED IN WALL BRACKET FITTING FOR THE LIVING AND DINING ROOM AT 2250mm FFL.		ELECTRICAL DISTRIBUTION BOARD WITH MIXED MCB'S. (MEM OR FED ELECTRIC) AT 1800mm FFL. E.G. LEGRAND/APPROVED EQUAL.
	30W LED CEILING MOUNTED LIGHTING FITTING		TELEVISION / SATELLITE OUTLET POINT
	10W LED DOWN LIGHT FITTING.		10A 1-GANG 1-WAY SWITCH AT 1200mm AFFL E.G. LEGRAND/APPROVED EQUAL.
	1x100W WALL / CEILING MOUNTED WEATHER PROOF BULKHEAD LIGHTING FITTING		10A 2-GANG 1-WAY SWITCH AT 1200mm AFFL E.G. LEGRAND/APPROVED EQUAL.
	1x100W WALL MOUNTED WEATHER PROOF EXTERNAL LIGHTING FITTING		10A 1-GANG 2-WAY SWITCH AT 1200mm AFFL E.G. LEGRAND/APPROVED EQUAL.
	20W LED DOWN LIGHT FITTING.		10A 2-GANG 2-WAY SWITCH AT 1200mm AFFL E.G. LEGRAND/APPROVED EQUAL.
	1x26w COMPACT FLUORESCENT SPOT, CEILING MOUNTED		10A 3-GANG 2-WAY SWITCH AT 1200mm AFFL E.G. LEGRAND/APPROVED EQUAL.
	1x18W LED TUBE FLUORESCENT LIGHT FITTING		10A 1-INTERMEDIATE SWITCH AT 1200mm AFFL E.G. LEGRAND/APPROVED EQUAL.
	13A TWIN SWITCHED POWER SOCKET OUTLET, AT 450mm AFFL. E.G. LEGRAND/APPROVED EQUAL.		20A DP PILOT LAMP SWITCH C/W NEON ROCKER FOR WATER HEATER AT 1200mm AFFL E.G. LEGRAND/APPROVED EQUAL.
	13A TWIN SWITCHED POWER SOCKET OUTLET, AT 1250mm AFFL E.G. LEGRAND/APPROVED EQUAL.		20A DP PILOT LAMP SWITCH C/W NEON ROCKER FOR A/C SPLIT UNITS AT 1200mm AFFL. E.G. LEGRAND/APPROVED EQUAL.
	13A SINGLE SWITCHED POWER SOCKET OUTLET, AT 450mm AFFL E.G. LEGRAND/APPROVED EQUAL.		FIRE ALARM BELL.
	13A SINGLE SWITCHED POWER SOCKET OUTLET, AT 1250mm AFFL E.G. LEGRAND/APPROVED EQUAL.		SMOKE DETECTOR .
	CEILING SPEAKER (3-6) WATT WITH MATCHING TRANSFORMER		HEAT DETECTOR .
	VOLUME CONTROL		FIRE ALARM BREAK GLASS .
	SOUND SYSTEM MAIN RACK		FIRE ALARM CONTROL PANEL. 6 ZONES
	CLOSED CIRCUIT TV MONITOR		OUTDOOR CCTV FIXED CAMERA

 DSTV DECODER

## GENERAL NOTES

1. WORK TO FINISHED DIMENSIONS ONLY.
2. ALL DIMENSIONS ARE IN MILLIMETER UNLESS OTHERWISE STATED.
3. THE CONTRACTOR IS TO CHECK ALL DRAWINGS BEFORE STARTING WORK.
4. ALL WORK IS TO BE DONE IN ACCORDANCE WITH THE DRAWINGS AND TO BE NOTIFIED TO THE CONSULTANT IMMEDIATELY, OTHERWISE, THE CONTRACTOR WILL BE RESPONSIBLE FOR ANY MISTAKES.
5. THIS DRAWING IS TO BE READ WITH REFERENCED DRAWINGS AND SPECIFICATIONS. ERONKER IS NOT LIABLE FOR ANY FAULT ON BUILDING NOT SUPERSEDED BY HIM

## DRAWING TITLE

## ELECTRICAL LEGEND

### ENGINEERS

**OLACUBE ENGINEERING SERVICES LTD.**  
DESIGN/ INSTALLATION/PROJECT MANAGEMENT  
16 Akanbi Crescent Abule Oja Yaba.  
E-mail: [info.olacubecconcept@gmail.com](mailto:info.olacubecconcept@gmail.com)

### client:

**MR. OGUNRINDE OLAYIWOLA EMMANUEL**  
project: **PROPOSED RESIDENTIAL DEVELOPMENT**  
BEING PLOT 9, BLOCK XLVIII, NORTHERN FORESHORE ESTATE, WITHIN OJOMU CHIEFTANCY FAMILY LAND, AJIRAN, ETI - OSA LOCAL GOVERNMENT AREA, LAGOS STATE.

### ARCHITECT

c/o 3 AGNES STR OFF BIRREL AVE  
SABO YABA LAGOS  
t: 080-278-523-94,  
081-391-964-20  
occdreconsulting@gmail.com  
w: www.occdreplus.com



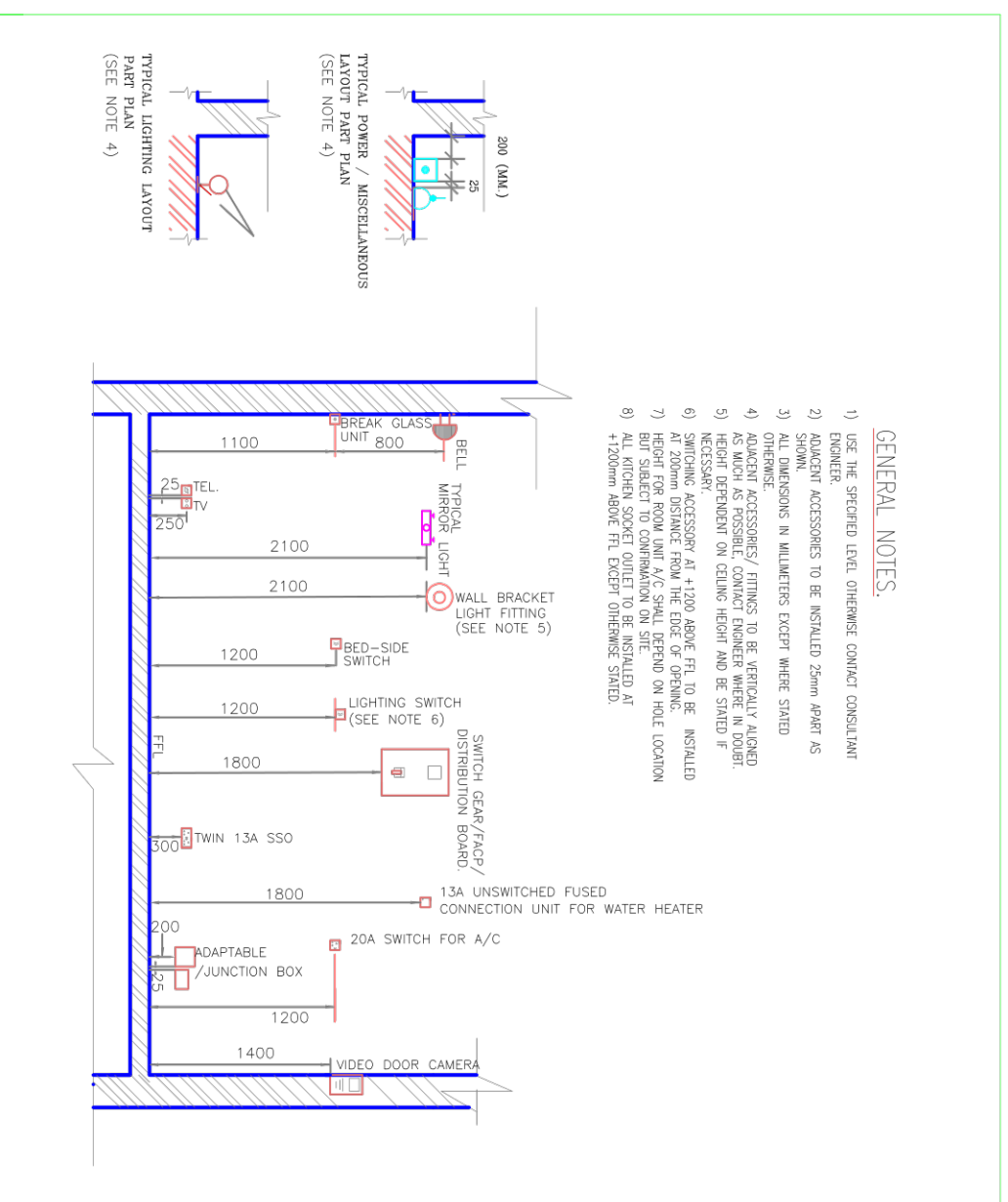
date:	JULY, 2021	drawn by:	TO
scale:	NIS	checked:	CA
drawing number:	E 000	revision:	01

## GENERAL NOTES

- 1) LIGHTING CIRCUIT SHALL BE WIRED USING 3X1.5mmsq. SC PVC CABLE AND BE PROTECTED IN CIRCUIT WITH 10A MCB EXCEPT WHERE STATED OTHERWISE.
- 2) 13A S.S.O. SHALL BE WIRED IN RING MAINS USING 3x2.5mmsq. SC PVC CABLE AND BE PROTECTED IN CIRCUIT WITH 30A MCB EXCEPT WHERE STATED OTHERWISE.
- 3) A/C & 15A S.S.O. SHALL BE WIRED USING 3x4mmsq. SC PVC CABLE AND BE PROTECTED IN CIRCUIT WITH 20A MCB EXCEPT WHERE STATED OTHERWISE.
- 4) COOKER CONTROL CCT. SHALL BE WIRED USING 3x6mmsq. SC PVC CABLE AND BE PROTECTED IN CIRCUIT WITH 45A MCB EXCEPT WHERE STATED OTHERWISE.
- 5) WATER HEATER CIRCUIT TO BE WIRED IN RADIAL USING 3x4mmsq. SC PVC CABLE AND BE PROTECTED IN CIRCUIT WITH 20A MCB
- 6) SAMPLES OF ALL MATERIALS AND EQUIPMENT SHALL BE APPROVED BY THE CLIENT BEFORE FINAL PROCUREMENT AND INSTALLATION.
- 7) ELECTRIC MANHOLE TO BE 450x450x450mm EXCEPT WHERE STATED OTHERWISE.
- 8) PANEL ROOM TO BE DECIDED ON SITE

## NOTES ON SWITCHES

- 1) IN ALL THE TOILETS, CEILING LIGHT AND EXTRACTOR FAN SHOULD BE ON THE SAME GANG WHILE THE MIRROR LIGHT ON A SEPARATE GANG
- 2) IN ALL THE BEDROOMS, THE TWO BED-HEADED WALL BRACKETS SHOULD BE ON THE SAME GANG WHILE THE OTHER WALL BRACKET BY A SEPARATE GANG.
- 3) ARROW POINTING ON FITTING/FITTINGS HAS/HAVE CORRESPONDING TO THE GANG OF ITS SWITCH.



### GENERAL NOTES

1. WORK TO FINISHED DIMENSIONS ONLY.
2. ALL DIMENSIONS ARE IN MILLIMETER UNLESS OTHERWISE STATED.
3. THE CONTRACTOR IS TO CHECK ALL DRAWINGS BEFORE STARTING WORK.
4. ALL WORK IS TO BE DONE IN ACCORDANCE WITH THE DRAWINGS AND SPECIFICATIONS. IMMEDIATELY, OTHERWISE, THE CONSULTANT WILL BE RESPONSIBLE FOR ANY DAMAGE TO THE BUILDING.
5. THIS DRAWING IS TO BE READ WITH REFERENCE TO ALL OTHER DRAWINGS AND SPECIFICATIONS. THE CONTRACTOR IS NOT TO BE RESPONSIBLE FOR ANY DAMAGE TO THE BUILDING NOT SUPERSEDED BY HIM.

### DRAWING TITLE

### INSTALLATION DETAILS

### ENGINEERS

**OLACUBE ENGINEERING SERVICES LTD.**  
DESIGN/ INSTALLATION/PROJECT MANAGEMENT  
16 Akanbi Crescent Abule Oja Yaba.  
E-mail: [info.olacubeconcept@gmail.com](mailto:info.olacubeconcept@gmail.com)

### ARCHITECT

G: 3 AGNES STR OFF BIRREL AVE  
SABO YABA LAGOS  
T: 080-278-523-94,  
081-391-964-20  
[occdreconsulting@gmail.com](mailto:occdreconsulting@gmail.com)  
W: [www.occdreplus.com](http://www.occdreplus.com)



client: **MR. OGUNRINDE OLAYIWOLA EMMANUEL**

project: **PROPOSED RESIDENTIAL DEVELOPMENT**  
BEING PLOT 9, BLOCK XLVIII, NORTHERN FORESHORE ESTATE, WITHIN  
OJOMU CHIEFTAINCY FAMILY LAND, AJIRAN, ETI - OSA LOCAL  
GOVERNMENT AREA, LAGOS STATE.

drawn by:  
TO

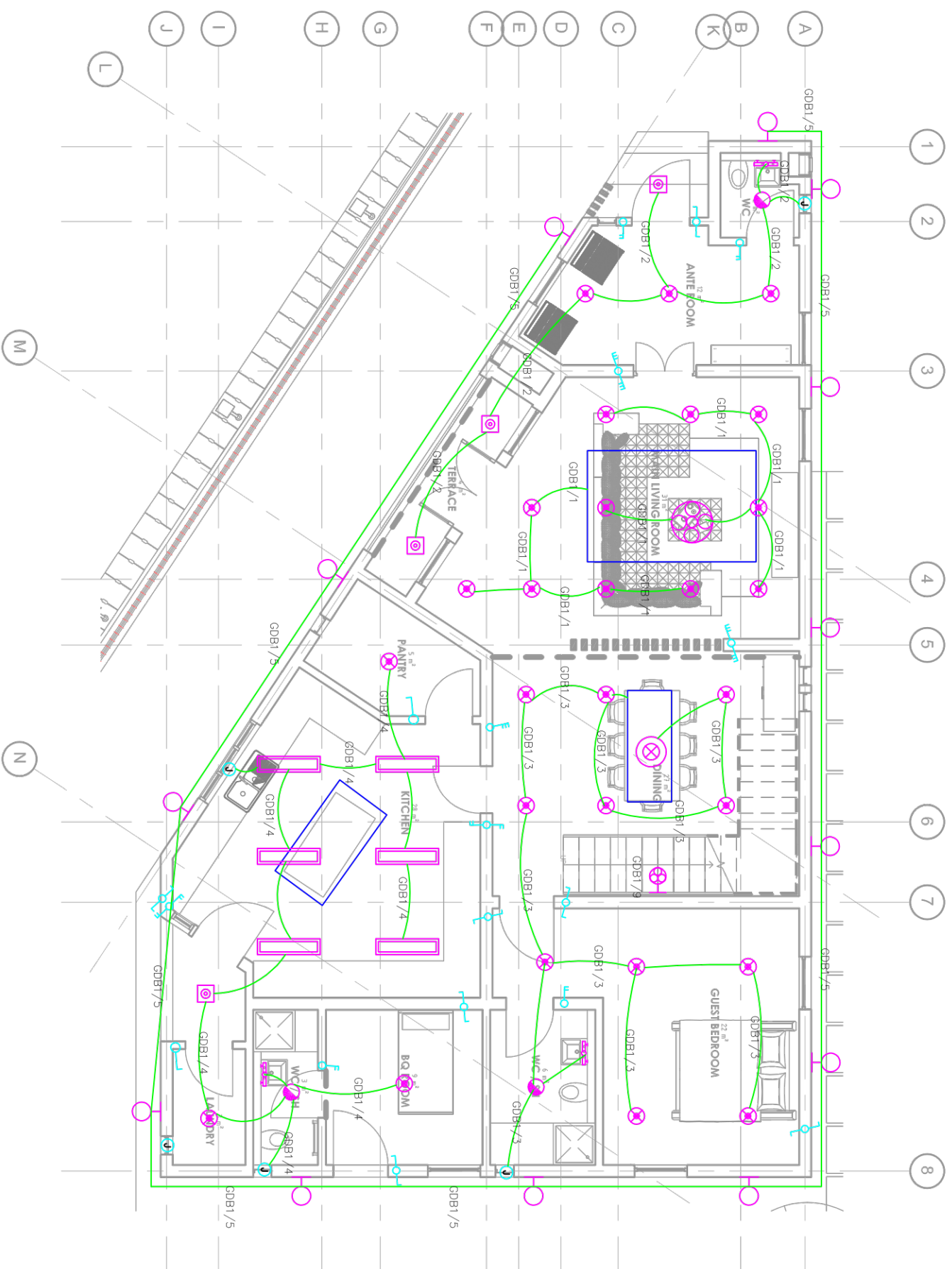
date:  
JULY, 2021

checked:  
CA

scale:  
MIS

drawing number:  
E 001

revision:  
01



**GENERAL NOTES**

1. WORK TO FINISHED DIMENSIONS ONLY.
2. ALL DIMENSIONS ARE IN MILLIMETER UNLESS OTHERWISE STATED.
3. THE CONTRACTOR IS TO CHECK ALL DRAWINGS BEFORE STARTING WORK.
4. ANY DISCREPANCIES OR OMISSIONS ON THE DRAWINGS ARE TO BE NOTICED TO THE CONSULTANT IMMEDIATELY. OTHERWISE, THE CONTRACTOR WILL BE RESPONSIBLE FOR ANY MISTAKES.
5. THIS DRAWING IS TO BE READ WITH REFERENCED DRAWINGS AND SPECIFICATIONS. ENGINEER IS NOT LIABLE FOR ANY FAULT ON BUILDING NOT SUPERSEDED BY HIM.

**DRAWING TITLE**

**GROUND FLOOR  
LIGHTING SYSTEM LAYOUT**

**ENGINEERS**

**OLACUBE ENGINEERING SERVICES LTD.**  
DESIGN/ INSTALLATION/PROJECT MANAGEMENT  
16 Akanbi Crescent Abule Oja Yaba.  
E-mail: [info.olacubeconcept@gmail.com](mailto:info.olacubeconcept@gmail.com)

**client:**

**MR. OGUNRINDE OLAYIWOLA EMMANUEL**  
**Proposed Residential Development**  
BEING PLOT 9, BLOCK XLVIII, NORTHERN FORESHORE ESTATE, WITHIN ODOMU CHIEFTAINCY FAMILY LAND, AJIRAN, ETI - OSA LOCAL GOVERNMENT AREA, LAGOS STATE.

**ARCHITECT**

c/o 3 AGNES STR OFF BIRREL AVE  
SABO YABA LAGOS  
T: 080-278-523-94,  
081-391-964-20  
[occdreconsulting@gmail.com](mailto:occdreconsulting@gmail.com)  
w: [www.occdreplus.com](http://www.occdreplus.com)



**drawn by:**

TO

date:  
JULY, 2021

checked:  
CA

scale:  
1:100

drawing number:  
E 100

revision:  
01



**GENERAL NOTES**

1. WORK TO FINISHED DIMENSIONS ONLY.
2. ALL DIMENSIONS ARE IN MILLIMETER UNLESS OTHERWISE STATED.
3. THE CONTRACTOR IS TO CHECK ALL DRAWINGS BEFORE STARTING WORK.
4. ANY DIMENSIONS NOT SHOWN ON THE DRAWING ARE TO BE NOTICED TO THE CONSULTANT IMMEDIATELY, OTHERWISE, THE CONTRACTOR WILL BE RESPONSIBLE FOR ANY MISTAKES.
5. THIS DRAWING IS TO BE READ WITH REFERENCED DRAWINGS AND SPECIFICATIONS. ENGINEER IS NOT LIABLE FOR ANY FAULT ON BUILDING NOT SUPERSEDED BY LAW.

**DRAWING TITLE:**

**FIRST FLOOR  
LIGHTING SYSTEM LAYOUT**

**ENGINEERS**

**OLACUBE ENGINEERING SERVICES LTD.**  
DESIGN/ INSTALLATION/PROJECT MANAGEMENT  
16 Akanbi Crescent Abule Oja Yaba.  
E-mail: [info.olacubeconcept@gmail.com](mailto:info.olacubeconcept@gmail.com)

**client:**

**MR. OGUNRINDE OLAYIWOLA EMMANUEL**  
**PROJECT:**  
**PROPOSED RESIDENTIAL DEVELOPMENT**  
BEING PLOT 9, BLOCK XLVIII, NORTHERN FORESHORE ESTATE, WITHIN ODOMU CHIEFTAINCY FAMILY LAND, AJIRAN, ETI - OSA LOCAL GOVERNMENT AREA, LAGOS STATE.

**ARCHITECT**

c/o: 3 AGNES STR OFF BIRREL AVE  
SABO YABA LAGOS  
t: 080-278-523-94,  
081-391-964-20  
occdreconsulting@gmail.com  
w: www.occdreplus.com



**drawn by:**

TO

**checked:**

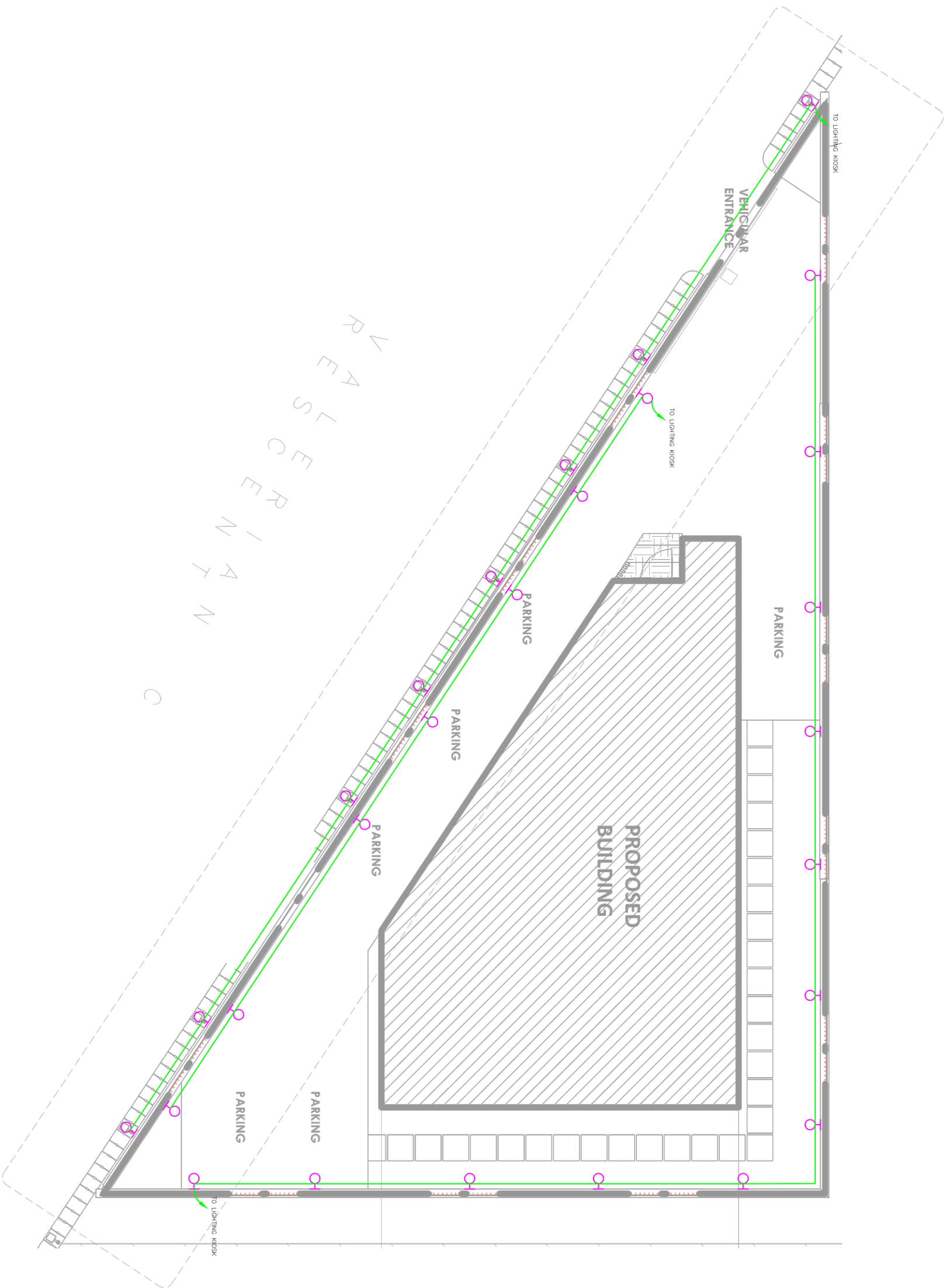
CA

date:  
JULY, 2021

scale:  
1:100

drawing number:  
E 101

revision:  
01



**GENERAL NOTES**

1. WORK TO FINISHED DIMENSIONS ONLY.
2. ALL DIMENSIONS ARE IN MILLIMETER UNLESS OTHERWISE STATED.
3. THE CONTRACTOR IS TO CHECK ALL DRAWINGS BEFORE STARTING WORK.
4. ALL DIMENSIONS SHOWN ON THE DRAWING ARE TO BE NOTED TO THE CONSULTANT IMMEDIATELY, OTHERWISE, THE CONTRACTOR WILL BE RESPONSIBLE FOR ANY MISTAKES.
5. THIS DRAWING IS TO BE READ WITH REFERENCED DRAWINGS AND SPECIFICATIONS. ENGINEER IS NOT LIABLE FOR ANY FAULT ON BUILDING NOT SUPERSEDED BY HIM.

**DRAWING TITLE:**

**SITE PLAN  
LIGHTING SYSTEM LAYOUT**

**ENGINEERS**

**OLACUBE ENGINEERING SERVICES LTD.**  
DESIGN/ INSTALLATION/PROJECT MANAGEMENT  
16 Akanbi Crescent Abule Oja Yaba.  
E-mail: [info.olacubeconcept@gmail.com](mailto:info.olacubeconcept@gmail.com)

**client:**

**MR. JOSEPH OBIYANWUBU ENYANGBEGI**  
**PROPOSED RESIDENTIAL DEVELOPMENT**  
BEING PLAT 8, BLOCK SIX (11) NORTH RING ROAD, ESTATE WITHIN GARDEN CHURCH FAMILY LAND, AJIKAN, E.T.I - OSA LOCAL GOVERNMENT AREA, STAGS STATE.

**ARCHITECT**

G: 3, AGNES STR OFF BIRREL AVE  
SABO YABA LAGOS  
T: 080-278-523-94,  
081-391-964-20  
occdreconsulting@gmail.com  
w: [www.occdreplus.com](http://www.occdreplus.com)



**drawn by:**

TO

date:

ABRIL, 2021

**checked:**

CA

scale:

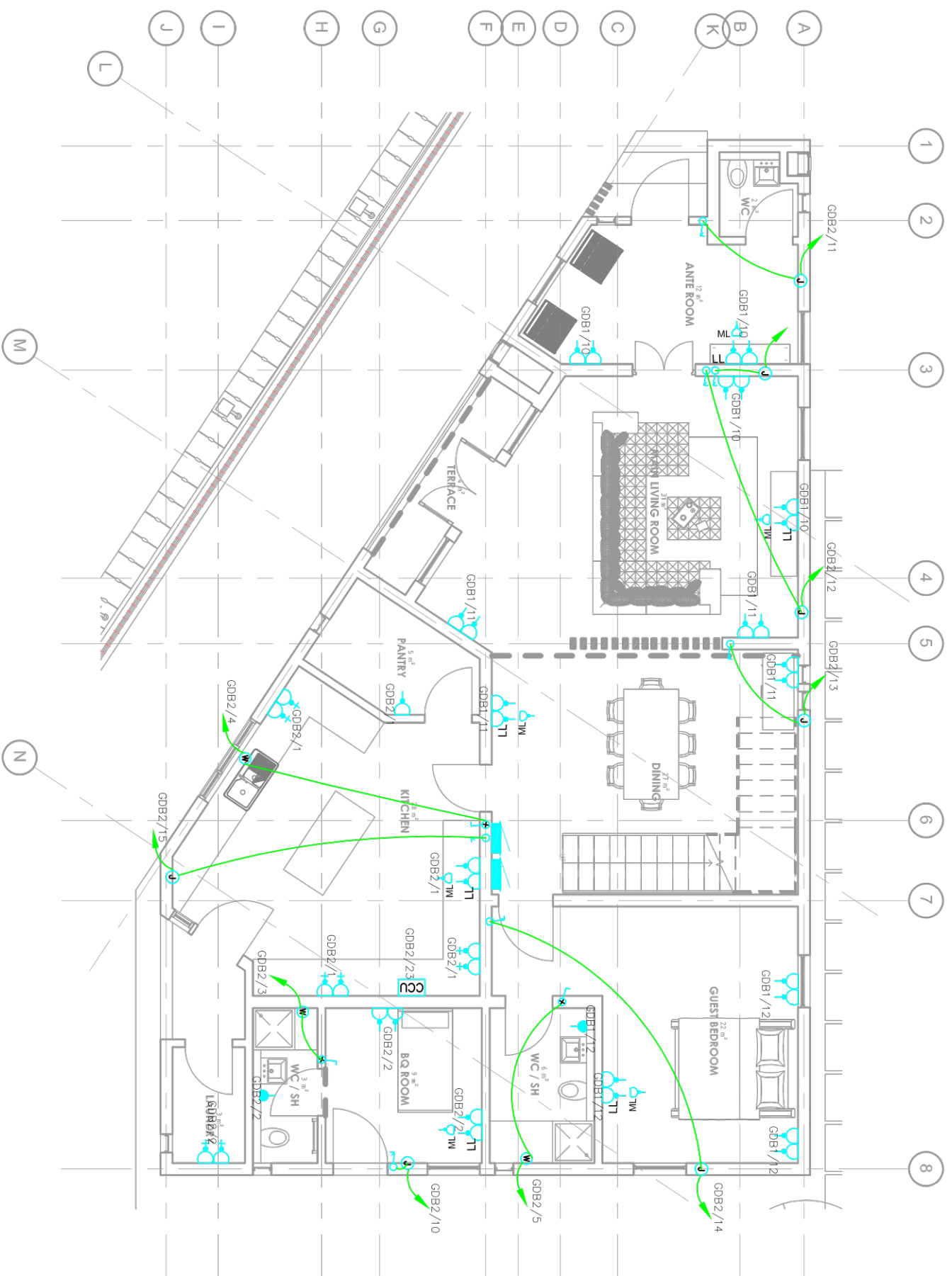
1:150

drawing number:

E 102

**revision:**

01



**GENERAL NOTES**

1. WORK TO FINISHED DIMENSIONS ONLY.
2. ALL DIMENSIONS ARE IN MILLIMETER UNLESS OTHERWISE STATED.
3. THE CONTRACTOR IS TO CHECK ALL DRAWINGS BEFORE STARTING WORK.
4. ANY DISCREPANCIES FOUND ON THE DRAWING ARE TO BE NOTICED TO THE CONSULTANT IMMEDIATELY. OTHERWISE, THE CONTRACTOR WILL BE RESPONSIBLE FOR ANY MISTAKES.
5. THIS DRAWING IS TO BE READ WITH REFERENCED DRAWINGS AND SPECIFICATIONS. ENGINEER IS NOT LIABLE FOR ANY FAULT ON BUILDING NOT SUPERSEDED BY HIM.

**DRAWING TITLE**

**GROUND FLOOR  
POWER SYSTEM LAYOUT**

**ENGINEERS**

**OLACUBE ENGINEERING SERVICES LTD.**  
DESIGN/ INSTALLATION/PROJECT MANAGEMENT  
16 Akanbi Crescent Abule Oja Yaba.  
E-mail: [info.olacubeconcept@gmail.com](mailto:info.olacubeconcept@gmail.com)

**client:**

**MR. OGUNRINDE OLAYIWOLA EMMANUEL**  
**project:**  
**PROPOSED RESIDENTIAL DEVELOPMENT**  
BEING PLOT 9, BLOCK XLVIII, NORTHERN FORESHORE ESTATE, WITHIN ODOMU CHIEFTAINCY FAMILY LAND, AJIRAN, ETI - OSA LOCAL GOVERNMENT AREA, LAGOS STATE.

**ARCHITECT**

G: 3 AGNES STR OFF BIRREL AVE  
SABO YABA LAGOS  
T: 080-278-523-94,  
081-391-964-20  
occdreconsulting@gmail.com  
w: [www.occdreplus.com](http://www.occdreplus.com)



**drawn by:**

TO

**checked:**

CA

date:  
JULY, 2021

scale:  
1:100

drawing number:  
E 103

**revision:**

01



**GENERAL NOTES**

1. WORK TO FINISHED DIMENSIONS ONLY.
2. ALL DIMENSIONS ARE IN MILLIMETER UNLESS OTHERWISE STATED.
3. THE CONTRACTOR IS TO CHECK ALL DRAWINGS BEFORE STARTING WORK.
4. ANY DISCREPANCIES FOUND ON THE DRAWINGS ARE TO BE NOTICED TO THE CONSULTANT IMMEDIATELY. OTHERWISE, THE CONTRACTOR WILL BE RESPONSIBLE FOR ANY MISTAKES.
5. THIS DRAWING IS TO BE READ WITH REFERENCED DRAWINGS AND SPECIFICATIONS. ENGINEER IS NOT LIABLE FOR ANY FAULT ON BUILDING NOT SUPERSEDED BY HIM.

**DRAWING TITLE**

**FIRST FLOOR  
POWER SYSTEM LAYOUT**

**ENGINEERS**

**OLACUBE ENGINEERING SERVICES LTD.**

DESIGN/ INSTALLATION/PROJECT MANAGEMENT

16 Akanbi Crescent Abule Oja Yaba.

E-mail: [info.olacubeconcept@gmail.com](mailto:info.olacubeconcept@gmail.com)

**client:**

**MR. OGUNRINDE OLAYIWOLA EMMANUEL**

**project:**

**PROPOSED RESIDENTIAL DEVELOPMENT**  
BEING PLOT 9, BLOCK XLVIII, NORTHERN FORESHORE ESTATE, WITHIN ODOMU CHIEFTAINCY FAMILY LAND, AJIRAN, ETI - OSA LOCAL GOVERNMENT AREA, LAGOS STATE.

**ARCHITECT**

c/o 3 AGNES STR OFF BIRREL AVE  
SABO YABA LAGOS  
T: 080-278-523-94,  
081-391-964-20  
[ocddreconsulting@gmail.com](mailto:ocddreconsulting@gmail.com)  
w: [www.ocddreplus.com](http://www.ocddreplus.com)



drawn by:  
TO

checked:  
CA

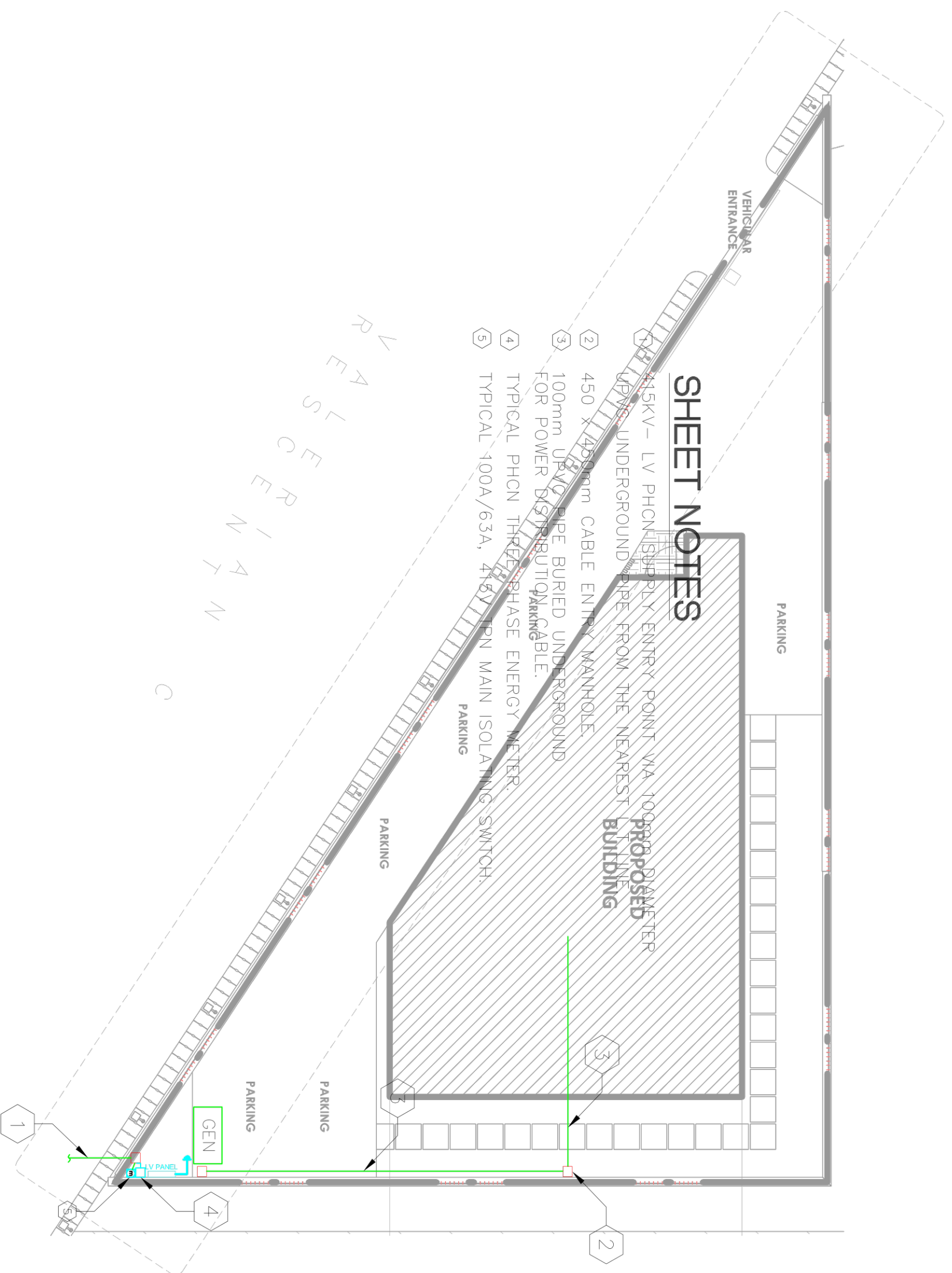
date:  
JULY, 2021

scale:  
1:100

drawing number:  
E 104

revision:  
01





## SHEET NOTES

- ① 45KV - LV PHCN SUPPLY ENTRY POINT VIA 100mm DIAMETER UPVC UNDERGROUND PIPE FROM THE NEAREST BUILDING
- ② 450 X 100mm CABLE ENTRY MANHOLE
- ③ 100mm UPVC PIPE BURIED UNDERGROUND FOR POWER DISTRIBUTION CABLE
- ④ TYPICAL PHCN THREE PHASE ENERGY METER
- ⑤ TYPICAL 100A/63A, 415V TPN MAIN ISOLATING SWITCH

GENERAL NOTES

1. WORK TO FIGURED DIMENSIONS ONLY.
2. ALL DIMENSIONS ARE IN MILLIMETER UNLESS OTHERWISE STATED.
3. THE CONTRACTOR IS TO CHECK ALL DRAWINGS BEFORE STARTING WORK.
4. ALL DIMENSIONS SHOWN ON THE DRAWING ARE TO BE NOTED TO THE CONSULTANT IMMEDIATELY, OTHERWISE, THE CONTRACTOR WILL BE RESPONSIBLE FOR ANY MISTAKES.
5. THIS DRAWING IS TO BE READ WITH REFERENCED DRAWINGS AND SPECIFICATIONS. ENGINEER IS NOT LIABLE FOR ANY FAULT ON BUILDING NOT SUPERSEDED BY HIM.

DRAWING TITLE

**SITE PLAN  
POWER SYSTEM LAYOUT**

ENGINEERS

**OLACUBE ENGINEERING SERVICES LTD.**

DESIGN/ INSTALLATION/PROJECT MANAGEMENT

16 Akanbi Crescent, Abule Oja Yaba.

E-mail: [info.olacubeconcept@gmail.com](mailto:info.olacubeconcept@gmail.com)

client:

**MR. OGBURNI OLUYANBI ENIANGBEGI**

project:

**PROPOSED RESIDENTIAL DEVELOPMENT**

BEING PLAT & BLOCK WITH NORTH WEST CORNER OF THE ESTATE WITHIN GROUND SURFACE FAMILY LAND, AIRKAN, ETT - OSA LOCAL GOVERNMENT AREA, STAGS STATE.

ARCHITECT

G: 3 AGNES STR OFF BIRREL AVE  
SABO YABA LAGOS  
T: 080-278-523-94,  
081-391-964-20  
oacddreconsulting@gmail.com  
w: [www.oacddreplus.com](http://www.oacddreplus.com)



drawn by:

TO

date:

ABRIL, 2021

checked:

CA

scale:

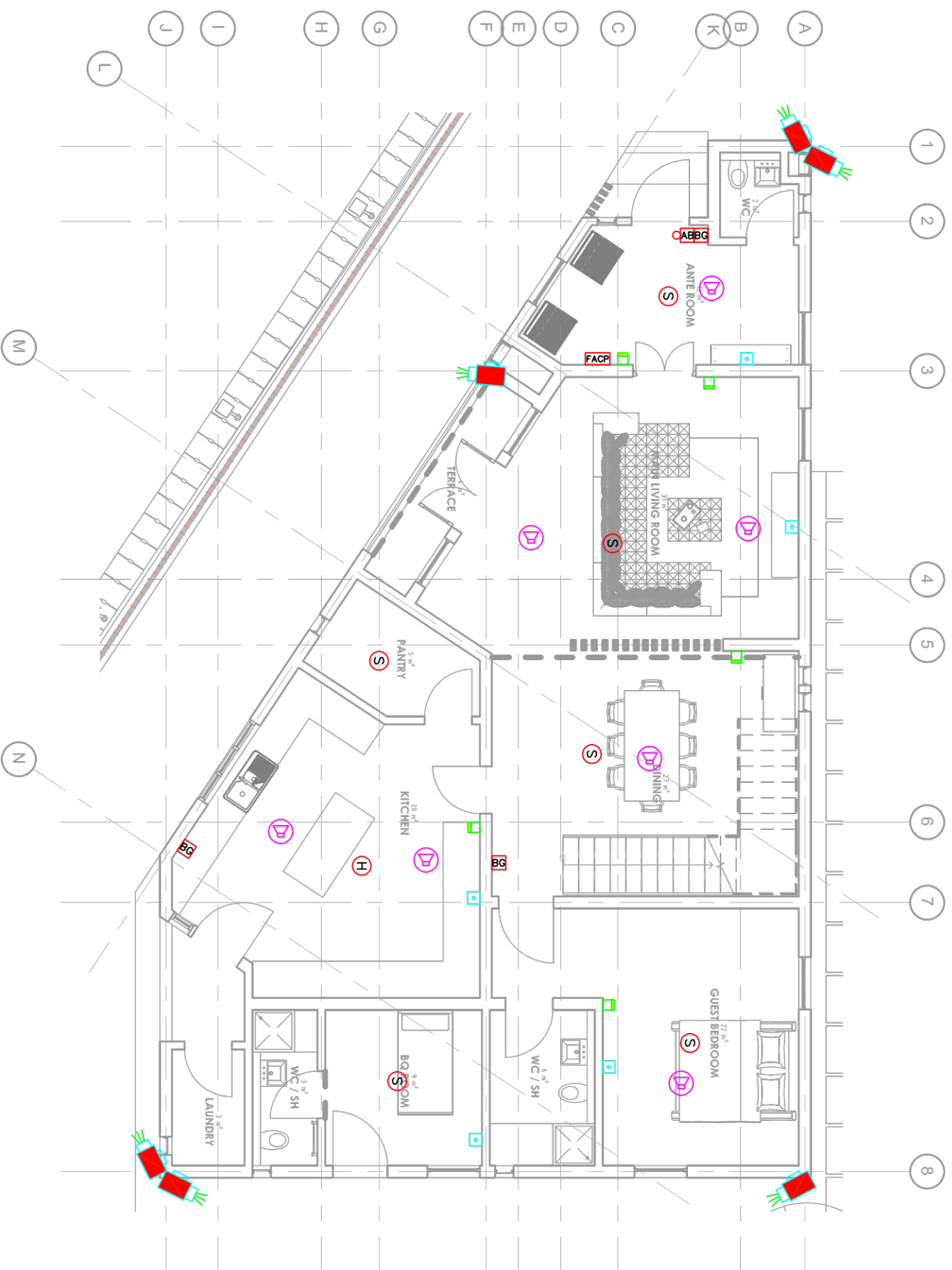
1:150

drawing number:

E 105

revision:

01



**GENERAL NOTES**

1. WORK TO FINISHED DIMENSIONS ONLY.
2. ALL DIMENSIONS ARE IN MILLIMETER UNLESS OTHERWISE STATED.
3. THE CONTRACTOR IS TO CHECK ALL DRAWINGS BEFORE STARTING WORK.
4. ANY DISCREPANCIES OR AMBIGUITIES IMMEDIATELY, OTHERWISE, THE CONTRACTOR SHALL BE RESPONSIBLE FOR ANY WORK DONE.
5. THIS DRAWING IS TO BE READ WITH REFERENCED DRAWINGS AND SPECIFICATIONS. ENGINEER IS NOT LIABLE FOR ANY FAULT ON BUILDING NOT SUPERSEDED BY LAW.

**DRAWING TITLE**

**GROUND FLOOR  
SIGNAL SYSTEM LAYOUT**

**ENGINEERS**

**OLACUBE ENGINEERING SERVICES LTD.**  
DESIGN/ INSTALLATION/PROJECT MANAGEMENT  
16 Akanbi Crescent Abule Oja Yaba.  
E-mail: [info.olacubeconcept@gmail.com](mailto:info.olacubeconcept@gmail.com)

**client:**

**MR. OGUNRINDE OLAYIWOLA EMMANUEL**  
**project:**  
**PROPOSED RESIDENTIAL DEVELOPMENT**  
BEING PLOT 9, BLOCK XLVIII, NORTHERN FORESHORE ESTATE, WITHIN ODOMU CHIEFTAINCY FAMILY LAND, AJIRAN, ETI - OSA LOCAL GOVERNMENT AREA, LAGOS STATE.

**ARCHITECT**

G: 3 AGNES STR OFF BIRREL AVE  
SABO YABA LAGOS  
T: 080-278-523-94,  
081-391-964-20  
[occdreconsulting@gmail.com](mailto:occdreconsulting@gmail.com)  
W: [www.occdreplus.com](http://www.occdreplus.com)



drawn by:  
TO

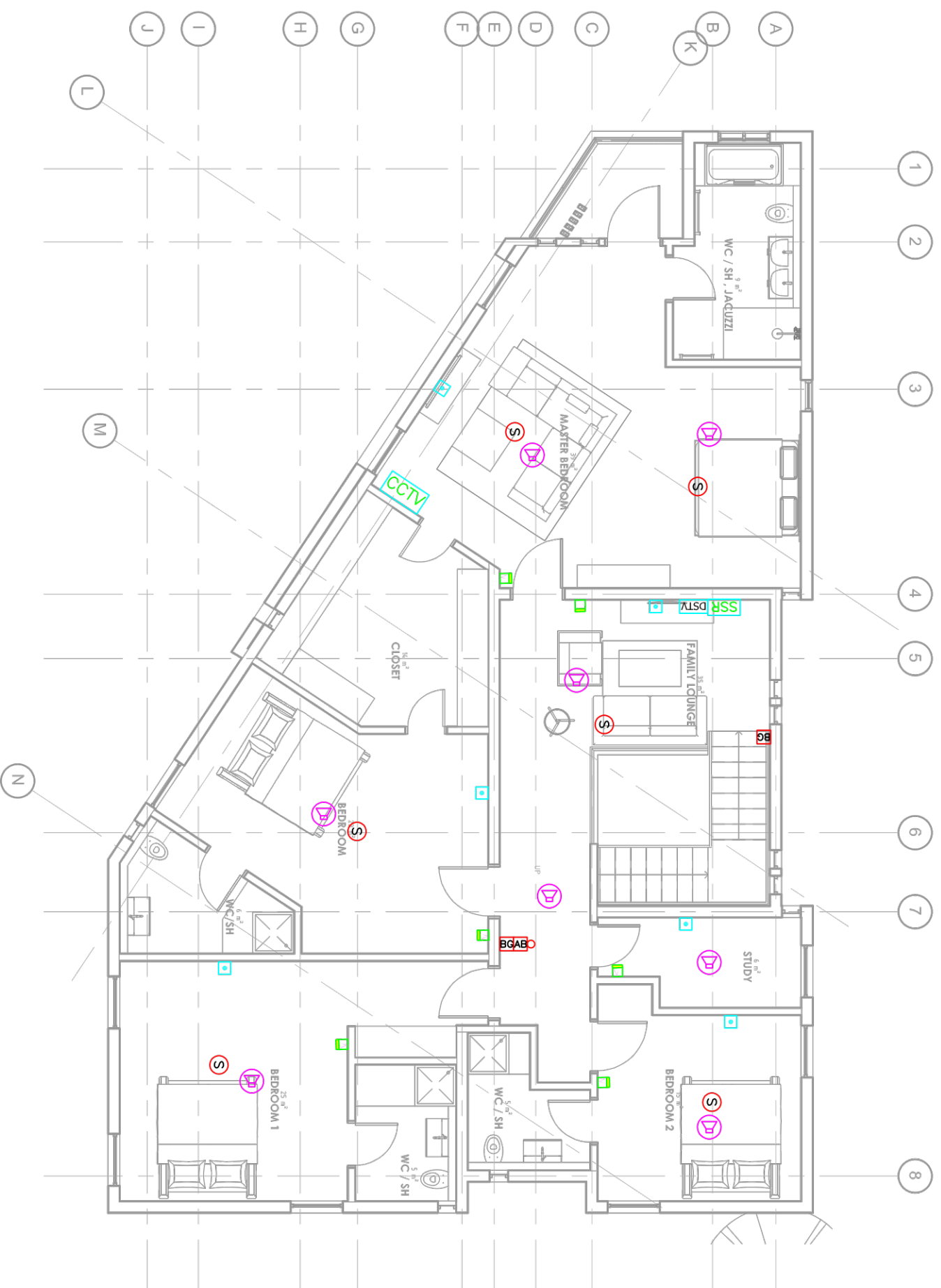
checked:  
CA

date:  
JULY, 2021

scale:  
1:100

drawing number:  
E 106

revision:  
01



**GENERAL NOTES**

1. WORK TO FINISHED DIMENSIONS ONLY.
2. ALL DIMENSIONS ARE IN MILLIMETER UNLESS OTHERWISE STATED.
3. THE CONTRACTOR IS TO CHECK ALL DRAWINGS BEFORE STARTING WORK.
4. ALL WORK IS TO BE DONE IN ACCORDANCE WITH THE DRAWINGS IMMEDIATELY, OTHERWISE, THE CONTRACTOR WILL BE RESPONSIBLE FOR ANY DAMAGE TO THE BUILDING.
5. THIS DRAWING IS TO BE READ WITH REFERENCED DRAWINGS AND SPECIFICATIONS. ENGINEER IS NOT LIABLE FOR ANY FAULT ON BUILDING NOT SUPERSEDED BY HIM.

**DRAWING TITLE**

**FIRST FLOOR  
SIGNAL SYSTEM LAYOUT**

**ENGINEERS**

**OLACUBE ENGINEERING SERVICES LTD.**  
DESIGN/ INSTALLATION/PROJECT MANAGEMENT  
16 Akanbi Crescent Abule Oja Yaba.  
E-mail: [info.olacubecconcept@gmail.com](mailto:info.olacubecconcept@gmail.com)

**client:**

**MR. OGUNRINDE OLAYIWOLA EMMANUEL**  
**project:**  
**PROPOSED RESIDENTIAL DEVELOPMENT**  
BEING PLOT 9, BLOCK XLVIII, NORTHERN FORESHORE ESTATE, WITHIN OJOMU CHIEFTAINCY FAMILY LAND, AJIRAN, ETI - OSA LOCAL GOVERNMENT AREA, LAGOS STATE.

**ARCHITECT**

G: 3 AGNES STR OFF BIRREL AVE  
SABO YABA LAGOS  
T: 080-278-523-94,  
081-391-964-20  
[occdreconsulting@gmail.com](mailto:occdreconsulting@gmail.com)  
w: [www.occdreplus.com](http://www.occdreplus.com)



**drawn by:**

TO

**date:**  
JULY, 2021

**checked:**  
CA

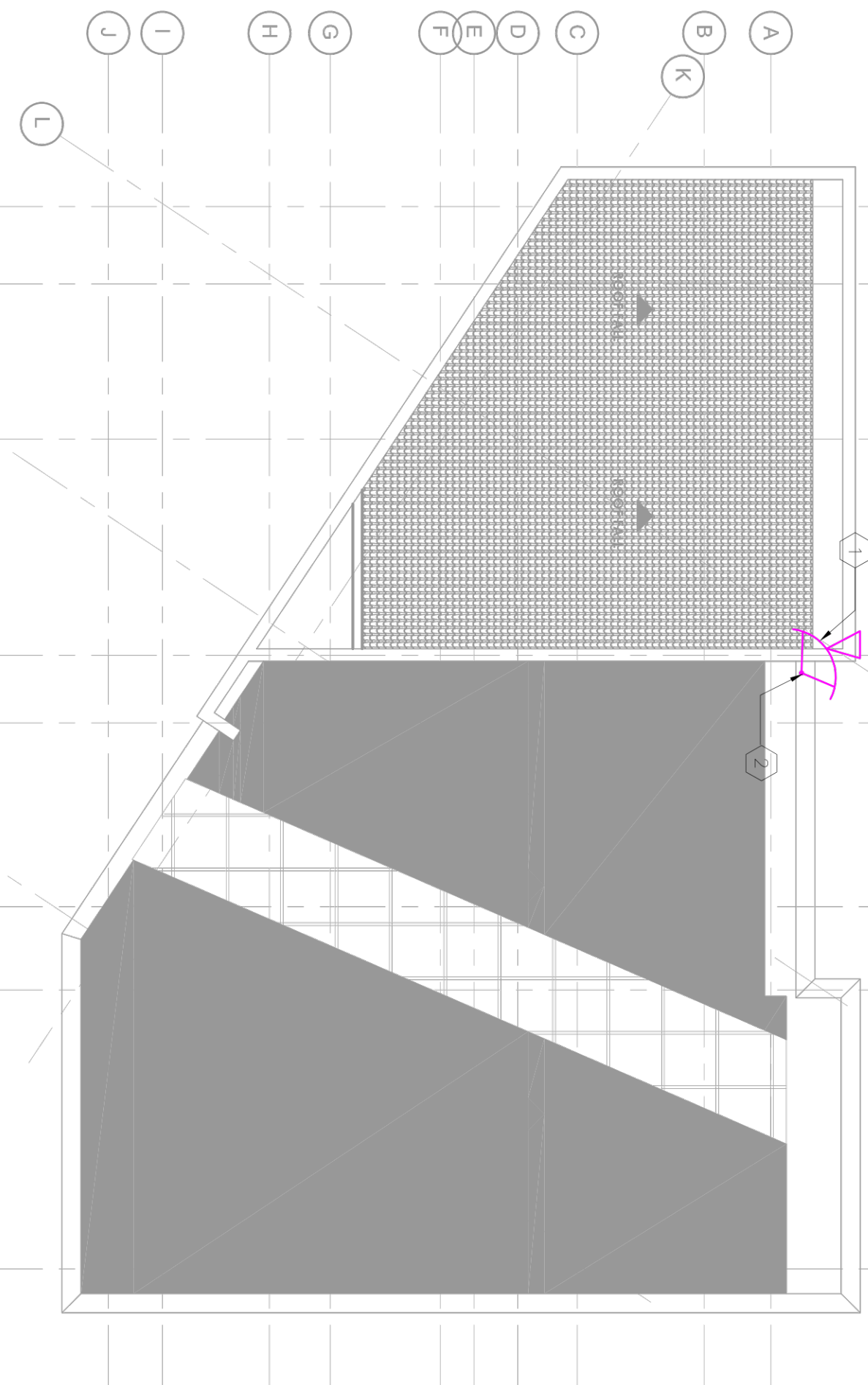
**scale:**  
1:100

**drawing number:**  
E 107

**revision:**  
01

# SHEET NOTES

- ① 0.9m DSTV DISH TO LOCATED ON THE ROOF BASED ON SIGNAL.
- ② 50MM PIPE SLEEVE IN THE WALL TO DECODER ON FIRST FLOOR



## GENERAL NOTES

1. WORK TO FIGURED DIMENSIONS ONLY.
2. ALL DIMENSIONS ARE IN MILLIMETER UNLESS OTHERWISE STATED.
3. THE CONTRACTOR IS TO CHECK ALL DRAWINGS IMMEDIATELY. OTHERWISE, THE CONSULTANT MAKES NO RESPONSIBILITY FOR ANY DISCREPANCIES FOUND ON THIS DRAWING ARE TO BE NOTIFIED TO THE CONSULTANT IMMEDIATELY.
4. ANY DISCREPANCIES FOUND ON THIS DRAWING ARE TO BE NOTIFIED TO THE CONSULTANT IMMEDIATELY.
5. THIS DRAWING IS TO BE READ WITH REFERENCED DRAWINGS AND SPECIFICATIONS.
6. ENGINEER IS NOT LIABLE FOR ANY FAULT ON DRAWING NOT SUPERVISED BY HIM.

## DRAWING TITLE

**ROOF PLAN**  
**SIGNAL SYSTEM LAYOUT**

## ENGINEERS

**OLACUBE ENGINEERING SERVICES LTD.**  
DESIGN/ INSTALLATION/PROJECT MANAGEMENT  
16 Akambi Crescent, Abule Oja Yaba.  
E-mail: [info.olacubeconcept@gmail.com](mailto:info.olacubeconcept@gmail.com)

## client:

**MR. OGUNRINDE OLAYIWOLA EMMANUEL**  
**PROPOSED RESIDENTIAL DEVELOPMENT**  
BEING PLOT 9, BLOCK XLVIII, NORTHERN FORESHORE ESTATE, WITHIN ODOMU CHIEFTAINCY FAMILY LAND, AJIRAN, ETI - OSA LOCAL GOVERNMENT AREA, LAGOS STATE.

## ARCHITECT

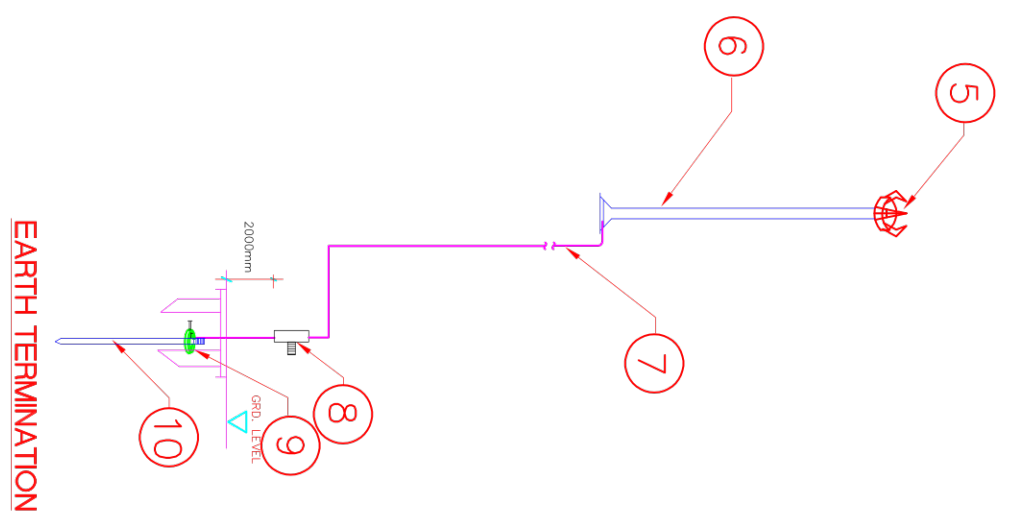
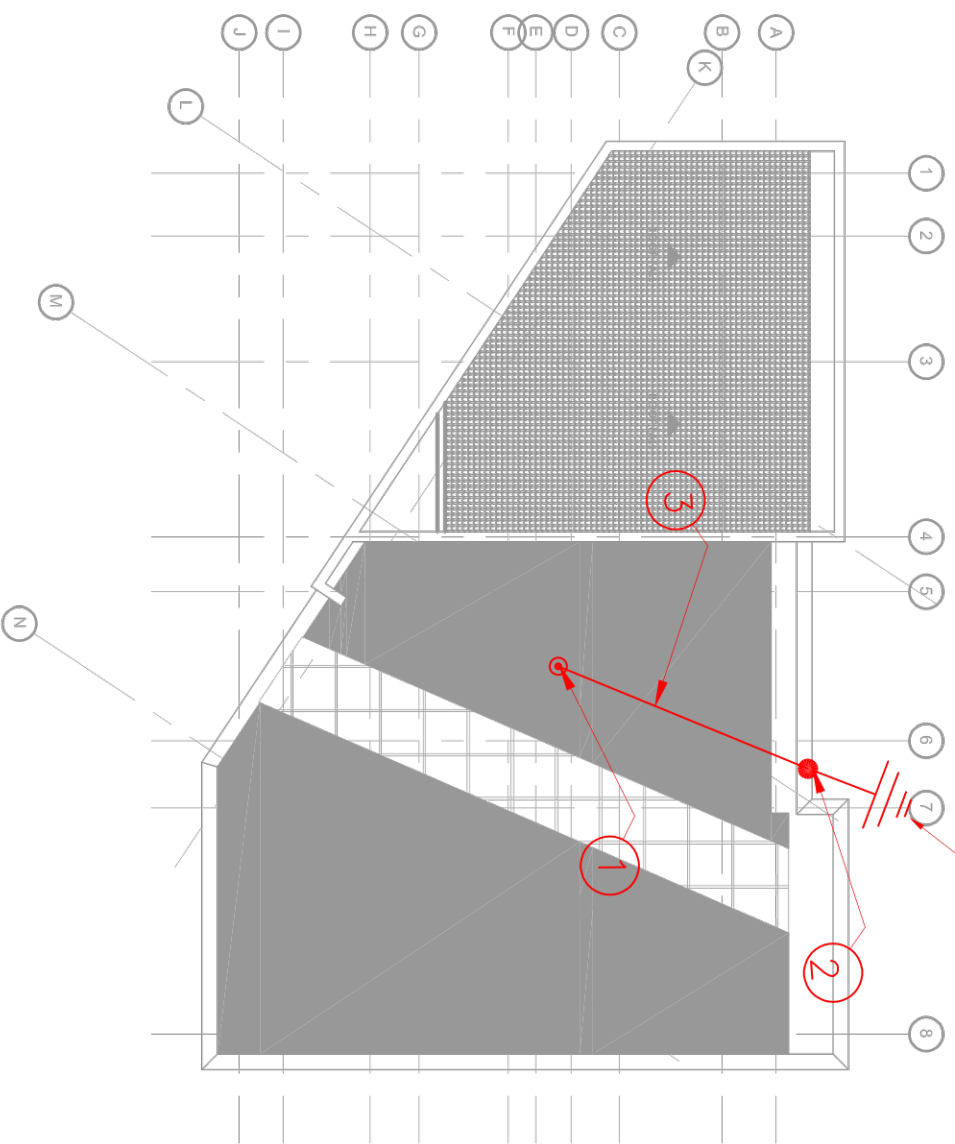
G: 3 AGNES STR OFF BIREL AVE  
SABO YABA LAGOS  
T: 080-278-523-94,  
081-391-964-20  
[cccdreconcepting@gmail.com](mailto:cccdreconcepting@gmail.com)  
W: [www.cccdreplus.com](http://www.cccdreplus.com)



date:	JULY, 2021	checked:	CA
scale:	1:100	revision:	01
drawing number:	E 108	drawn by:	TO

- ### NOTES
- ① LIGHTNING PROTECTION AIR TERMINATION NETWORK (S-4 PREVECTRON ON 3M POLE WITH A COVERING RADIUS OF 60M)
  - ② TYPICAL 25mm X 3mm COPPER TAPE AS LIGHTNING DOWN CONDUCTOR CLIPPED TO THE WALL (OR EMBEDDED) AND EARTHED TO THE GROUND
  - ③ TYPICAL 25mm X 3mm COPPER LIGHTNING REFERENCE TAPE
  - ④ EARTHING TERMINAL
  - ⑤ LIGHTNING PROTECTION AIR TERMINATION NETWORK (S-4 PREVECTRON ON 3M POLE WITH A COVERING RADIUS OF 40M)
  - ⑥ 3M POLE CARRYING THE PREVECTRON AIR TERMINATION NETWORK
  - ⑦ 25mm x 3mm INSULATED COPPER TAPE LIGHTNING DISCHARGE DOWN CONDUCTOR CLIPPED TO THE BUILDING AT INTERVAL OF 1000mm.
  - ⑧ TYPICAL TEST POINT AT 2000MM ABOVE THE GROUND LEVEL
  - ⑨ EARTHING POINT INSPECTION CHAMBER.
  - ⑩ 1200mm x 16mm  $\phi$  EXTENSIBLE EARTH ROD.

ALL THE EARTHING TERMINALS SHALL BE CONNECTED TOGETHER WITH THAT OF THE MAIN LV PANEL, ETC. SO AS TO FORM A PROTECTIVE MULTIPLE EARTHING SYSTEM



- #### GENERAL NOTES
1. WORK TO FINISHED DIMENSIONS ONLY.
  2. ALL DIMENSIONS ARE IN MILLIMETER UNLESS OTHERWISE STATED.
  3. THE CONTRACTOR IS TO CHECK ALL DRAWINGS BEFORE STARTING WORK.
  4. ALL WORK SHALL BE DONE IN ACCORDANCE WITH THE DRAWINGS AND SPECIFICATIONS. IMMEDIATELY, OTHERWISE, THE CONTRACTOR SHALL BE RESPONSIBLE FOR ANY VARIATIONS.
  5. THIS DRAWING IS TO BE READ WITH REFERENCED DRAWINGS AND SPECIFICATIONS.
  6. ENGINEER IS NOT LIABLE FOR ANY FAULT ON BUILDING NOT SUPERSEDED BY HIM

DRAWING TITLE

## LIGHTNING PROTECTION SYSTEM LAYOUT

ENGINEERS

**OLACUBE ENGINEERING SERVICES LTD.**  
DESIGN/ INSTALLATION/PROJECT MANAGEMENT

16 Akanbi Crescent Abule Oja Yaba.  
E-mail: [info.olacubecconcept@gmail.com](mailto:info.olacubecconcept@gmail.com)

client:


**MR. OGUNRINDE OLAYIWOLA EMMANUEL**

project:

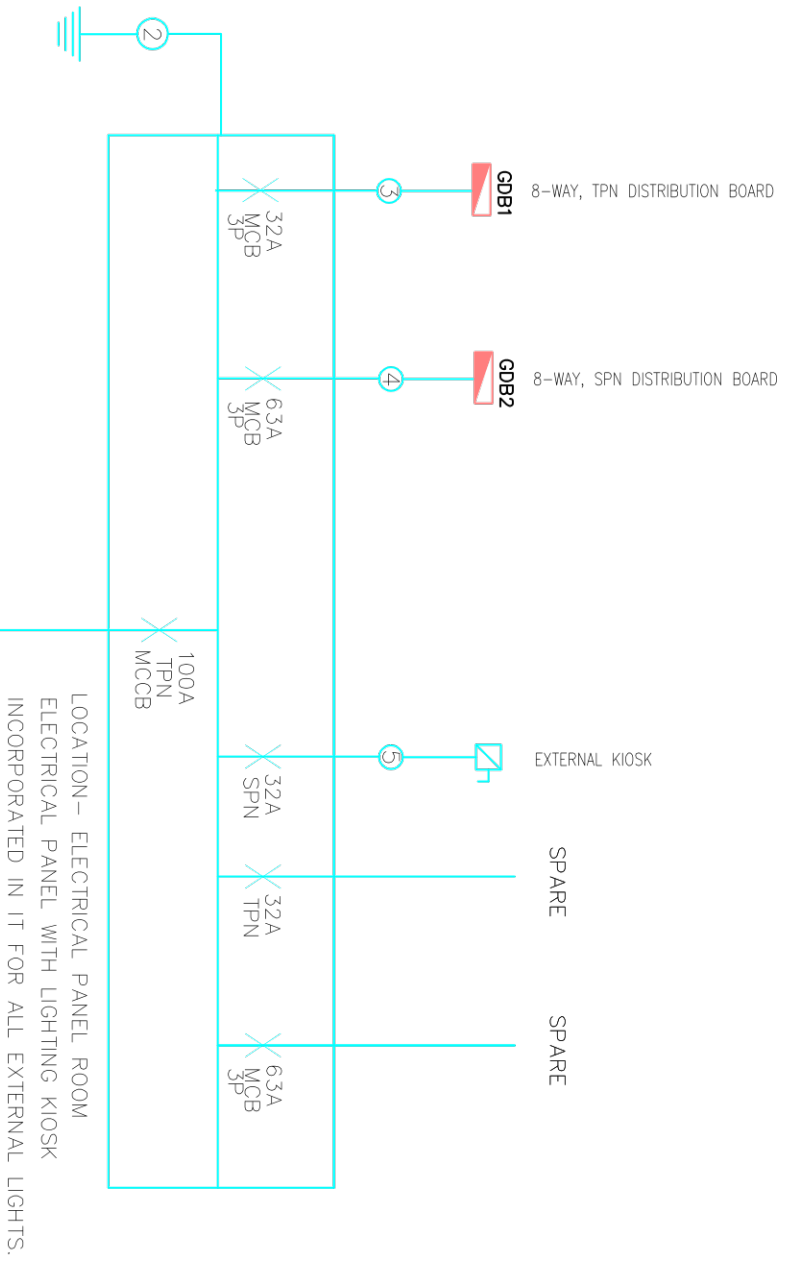
**PROPOSED RESIDENTIAL DEVELOPMENT BEING PLOT 9, BLOCK XLVIII, NORTHERN FORESHORE ESTATE, WITHIN ODOMU CHIEFTAINCY FAMILY LAND, AJIRAN, ETI - OSA LOCAL GOVERNMENT AREA, LAGOS STATE.**

ARCHITECT

G: 3, AGNES STR OFF BIRREL AVE  
SABO YABA LAGOS  
T: 080-278-523-94,  
081-391-964-20  
[occdreconsulting@gmail.com](mailto:occdreconsulting@gmail.com)  
W: [www.occdreplus.com](http://www.occdreplus.com)



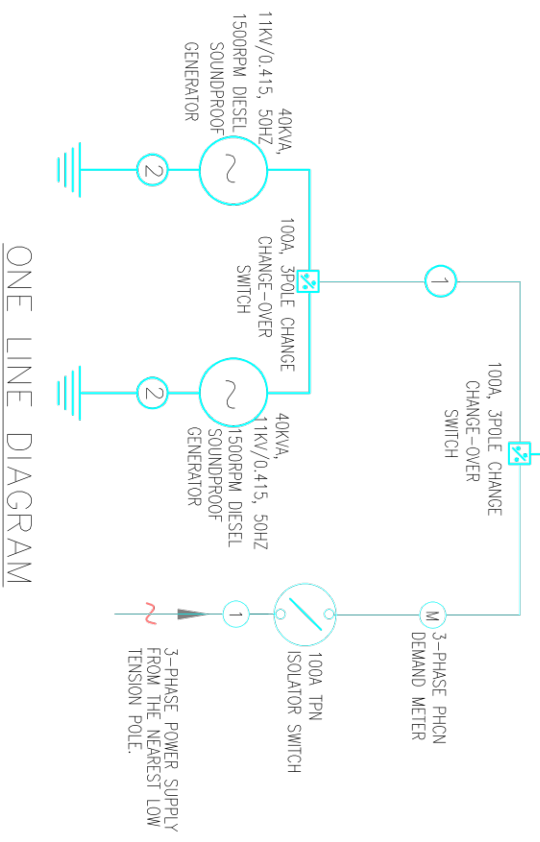
drawing number: E 109	drawn by: TO
date: JULY, 2021	checked: CA
scale: MIS	revision: 01



LOCATION - ELECTRICAL PANEL ROOM  
ELECTRICAL PANEL WITH LIGHTING KIOSK  
INCORPORATED IN IT FOR ALL EXTERNAL LIGHTS.

**FEEDEER SCHEDULE**

- ① 4C - 35mm<sup>2</sup>PVC/SWA/PVC COPPER ARMoured CABLES.
- ② 1 x 16mm<sup>2</sup> COPPER EARTHING LEAD.
- ③ 4C x 10mm<sup>2</sup> PVC/SWA/PVC COPPER ARMoured CABLES.  
+1C x 10mm<sup>2</sup> PVC/PVC Y/G COPPER CABLE
- ④ 4C x 16mm<sup>2</sup> PVC/SWA/PVC COPPER ARMoured CABLES.  
+1C x 16mm<sup>2</sup> PVC/PVC Y/G COPPER CABLE
- ⑤ 2C x4mm<sup>2</sup> PVC/SWA/PVC COPPER ARMoured CABLES.  
+1C x 4mm<sup>2</sup> PVC/PVC Y/G COPPER CABLE



**ONE LINE DIAGRAM**

- GENERAL NOTES**
1. WORK TO FIGURED DIMENSIONS ONLY.
  2. ALL DIMENSIONS ARE IN MILLIMETER UNLESS OTHERWISE STATED.
  3. THE CONTRACTOR IS TO CHECK ALL DRAWINGS BEFORE STARTING WORK.
  4. ANY DISCREPANCIES AND/OR OMISSIONS ON THE DRAWINGS ARE TO BE NOTICED TO THE CONSULTANT IMMEDIATELY; OTHERWISE, THE CONTRACTOR SHALL BE RESPONSIBLE FOR ANY ERRORS.
  5. THIS DRAWING IS TO BE READ WITH REFERENCED DRAWINGS AND SPECIFICATIONS.
  6. ENGINEER IS NOT LIABLE FOR ANY FAULT ON BUILDING NOT SUPERSEDED BY HIM

**DRAWING TITLE:**  
**SINGLE LINE DIAGRAM**

**ENGINEERS**  
**OLACUBE ENGINEERING SERVICES LTD.**  
DESIGN/ INSTALLATION/PROJECT MANAGEMENT  
16 Akanbi Crescent Abule Oja Yaba.  
E-mail: [info.olacubeconcept@gmail.com](mailto:info.olacubeconcept@gmail.com)

**client:**  
**MR. OGUNRINDE OLAYIWOLA EMMANUEL**  
**project:**  
**PROPOSED RESIDENTIAL DEVELOPMENT**  
BEING PLOT 9, BLOCK XLVIII, NORTHERN FORESHORE ESTATE, WITHIN ODOMU CHIEFTAINCY FAMILY LAND, AJIRAN, ETI - OSA LOCAL GOVERNMENT AREA, LAGOS STATE.

**ARCHITECT**  
G: 3 AGNES STR OFF BIRREL AVE  
SABO YABA LAGOS  
T: 080-278-523-94,  
081-391-964-20  
occdreconsulting@gmail.com  
w: [www.occdreplus.com](http://www.occdreplus.com)



ddr:	JULY, 2021	checkd:	CA
scale:	MIS	drawn by:	TO
drawing number:	E 111	revision:	01